


Stains, paints and other wood coatings

Premium Remmers quality for virtually every application





High-quality wood protection and true sustainability

The best of both worlds

Wood: the natural material.....	04
The best of both worlds	06
The new [eco] concept.....	08
Tested safety.....	10

The products 12

 3-in-1 wood preservative stains - outdoors	14
 Long life stains - outdoors and indoors	22
 Finishing paints - outdoors and indoors.....	30
 Protection and maintenance - garden timbers.....	44
 Interior wood coating.....	54
 Special products and accessories	72

The system solutions 86

Outdoor system finder	88
Indoor system finder.....	90
Maintenance intervals.....	92

Wood expertise 94

Wood's natural enemies.....	95
The durability of wood types.....	96
Wood protection through design.....	97

A close-up photograph of a person's hand touching the rough, textured bark of a large tree trunk. The background is a soft-focus forest scene with green foliage and sunlight filtering through the trees. The overall mood is natural and serene.

Wood: the natural material

Safe and sustainable solutions from Remmers

Wood is a source of wellbeing in our living spaces. Leading architects and designers favour wood when creating gardens and buildings, and in particular in interior design, as it is a warm and natural material. Its increasing popularity is thanks to the cosy atmosphere it creates and its unique appearance. Our trees have their own natural preservative in the form of their bark. This stops the inside from drying out and, most importantly, protects the tree against the various forms of weathering, such as sun, wind, rain, frost and heat. The roots provide the tree with all the important nutrients it needs in order to grow and thrive.

Remmers has already committed to providing this natural protection in its products, even on wood used in construction, in the form of sophisticated coating systems. Wood, with its myriad structures and colours, lies at the heart of the new classic range – available from all good specialist retailers – from varnishes to opaque paints and oils of all varieties.

With the new [eco] products that are integrated into the complete range, Remmers is also acknowledging its ecological responsibility and its duty to act sustainably towards humans and the environment.





The best of both worlds

Trusted premium classics and Remmers [eco] in one range



A comprehensive range for optimum wood care

Remmers has put its entire range of wood coatings, with its proven track record over many years, to the test. The result is a comprehensive portfolio of new and revised products for virtually every area of application, uniting the best qualities of the premium Remmers brand in a single, fully integrated range.

Individually tailored to customer needs

Remmers customers are often looking not for a specific product but for the solution to a problem. In order to respond to this need, we have revised our product categories and even completely redefined them in some cases. The relevant products, container sizes and colours are summarised here in a customer-friendly format.

Sustainability built on responsibility for humans and the environment

Sustainability is not just a buzzword – it is a symbol that represents responsibility for the environment, healthy living and quality of life. This is reflected in the new low-emission [eco] products from Remmers. For applications from wood indoors to terraces, [eco] stands for low-emission and ecologically smart solutions at the cutting edge of technology.

How [eco]-
friendly are you?

Think smart.
Live sustainably.



Low in emissions and based on renewable raw materials

The Remmers [eco] brand stands for responsible actions towards resources, people and nature at every step of the way. Products with this quality mark can be found throughout the Remmers product range. They have reduced VOCs, are low in emissions and are made mainly from sustainable raw materials.

Remmers [eco] represents modern, forward-looking and sustainable action and applies to the business areas of product management and production, procurement and purchasing, research and development, and logistics and distribution.



Tested safety

Test symbols that guarantee the quality of our products

A responsible attitude towards nature and humankind is a key concern for Remmers. For this reason, we place great emphasis on the fact that our products satisfy the most stringent requirements of highly respected testing institutes. Top quality – tested and confirmed independently. We don't just say that our products and [eco] products are safe – we prove it through a wide array of independent certifications. This sets us apart from a large number of other suppliers – and that's a promise!



www.blauer-engel.de/12a

Many water-based products bear the "Blauer Engel" ("Blue Angel"), the environmental symbol of the Federal Ministry for the Environment, Nature Conservation and Nuclear Safety (BMUB).



Many Remmers products are tested in accordance with the standard DIN EN 71-3 – as one of several suitability criteria for the hazardous substances content of toys according to the EU "Toy Safety Directive" (2009/48/EC).





Our top-quality products are developed 100% in-house and boast the utmost precision. This allows them to bear the label "Made in Germany".



Many Remmers product solutions meet all the requirements of the Committee for Health-related Evaluation of Building Products (AgBB) with regard to emissions from construction products. This is confirmed by external tests.



Remmers [eco] products that could directly come into contact with food in their area of application meet the requirements for compatibility with foodstuffs.



Remmers [eco] products bearing this symbol have anti-slip properties. For instance, 'R9' represents a low static coefficient of friction and is recommended for normal domestic use. Higher R values denote better slip resistance.









Remmers [eco] wood coatings with this symbol contain no raw materials of animal origin.



The products

The Remmers range



	3-in-1 wood preservative stains - outdoors14
	HK Stain.....16
	HK Stain Grey Protect.....18
	Wood Cream20
	Long life stains - outdoors and indoors 22
	Long Life Stain UV24
	Natural Oil Woodstain [eco].....26
	Maintenance Primer.....28
	Finishing paints - outdoors and indoors 30
	Sealing Primer.....32
	All Primer.....33
	Finishing Paint.....34
	Natural Oil Opaque Finish [eco]38
	Multi-Purpose Sealing Varnish 3 in 1.....40
	Opaque Coating 3 in 141
	Colour Opaque 2 in 1.....42
	Protection and maintenance - garden timbers 44
	Green Growth Remover46
	Wood Revitalizer47
	Wood Cleaner48
	WPC Impregnating Oil.....49
	Maintenance Oil.....50
	Aqua Garden Wood Oils [eco].....52
	Interior wood coating 54
	Decorative Wax Stain56
	Stair & Parquet Varnish.....58
	Varnished Floor Care59
	Hard Wax Oil.....60
	Natural Hard Wax Oil [eco]62
	Oiled Floor Care [eco]66
	Natural Worktop Finish [eco].....68
	Repair Kit.....70
	Special products and accessories 72
	Wood Cream clear75
	Wood Preservative Primer.....76
	End-Grain Wood Preservative77
	MultiSil.....78
	MultiBond Express.....80
	Thinner & Brush Cleaner81
	Anti-Insect82
	Care Kit for Windows84
	Care Kit for Doors85



Why Remmers 3-in-1 stains?

- Wood preservative impregnation, primer and stain in just one product
- Easier brush application
- Lower material costs per m²
- Tested wood preservative
- Apply new coats without prior sanding



3-in-1 wood preservative stains - outdoors

Especially when used on softwoods, conventional wood stains require a clear wood preservative impregnation to protect against discolouration caused by fungus. If this step is skipped, irreversible black-blue discolouration quickly begins to form on the wood beneath the clear stain. A primer ensures adhesion of the subsequent wood stain – because nothing is worse than having large areas of the stain layer flake off over time. If it gets to this stage, laborious sanding is the only solution.

Remmers 3-in-1 stains are a wood preservative impregnation, primer and stain – all in one product. They provide a naturally matt and breathable barrier on the wood, protecting it against moisture, UV radiation, fungal infestation, nesting wasps, mould and algae. And last but certainly not least: After long periods of use and uniform weathering, the wood can usually be recoated without the need to sand it first, making it good as new once more – Remmers 3-in-1 stains save time and money!



3-in-1 wood preservative stains - outdoors



HK Stain

Decorative, solvent-based premium wood preservative stain for exterior wood



HK Stain Grey Protect

Decorative, solvent-based premium grey stain for use outdoors



Wood Cream

Pigmented, decorative wood preservative stain to protect and refine wood in outdoor areas

HK Stain

Decorative, solvent-based premium wood preservative stain for exterior wood

Range of use:	<ul style="list-style-type: none"> For use on exterior wood Wood which is not in ground contact, in accordance with DIN EN 335-1, use classes 2 and 3 Wood building elements with no dimensional stability: e. g. fences, framework, carports, planking Wood building elements with limited dimensional stability, e.g. folding shutters, matchboarding, summerhouses Dimensionally stable wood building elements (when used as a primer only): e.g. windows and doors Primer, intermediate and finishing coats Not suitable for coating floors (terraces, wooden decking, etc.)
Property profile:	<ul style="list-style-type: none"> 3 in 1: impregnation, primer and stain Protects wood from moisture and provides effective protection against blue stain fungi Reduces the risk of rot when used in conjunction with constructive wood protection measures Increased solids content provides protection against nesting wasps Protective film against mould and algae Silk matt Breathable Penetrates deeply Subsequent treatment without sanding Low-build stain Brilliant colours Does not flake All colours are mixable with one another
Tools/cleaning:	<ul style="list-style-type: none"> Brush with natural bristles, surface brush Clean tools immediately after use with thinner and brush cleaner Ensure that any residue from cleaning is disposed of correctly
Tips & important information:	<ul style="list-style-type: none"> To achieve top-quality silk gloss surfaces, we recommend an additional coat of Long Life Stain UV Long-lasting light stain colours can be achieved by applying an additional final coat of Long Life Stain UV in the colour 'clear UV+' Use biocides safely. Always read the label and product information before using
Application rate:	Preventive action against blue stain at 205 – 250 ml/m ² (in min. 2 coats)
Ready for next coat:	after approx. 12 hours (at 20 °C and 65% RH)



System products	Art. No.
Long Life Stain UV	(2234)
End-Grain Wood Preservative	(1900)



HK Stain		3× 0.75 l	2× 2.5 l	2× 5 l	10 l	20 l
stone pine/larch (RC-260)	2250	■	■	■	■	■
teak (RC-545)	2251	■	■	■	■	■
ebony (RC-790)	2252	■	■	■	■	■
chestnut (RC-555)	2253	■	■	■	■	■
fir green (RC-960)	2254	■	■	■	■	■
mahogany (RC-565)	2255	■	■	■	■	■
rosewood (RC-720)	2256	■	■	■	■	■
walnut (RC-660)	2260	■	■	■	■	■
clear*	2261	■	■	■	■	■
pine (RC-270)	2262	■	■	■	■	■
rustic oak (RC-360)	2263	■	■	■	■	■
light oak (RC-365)	2264	■	■	■	■	■
hemlock (RC-120)	2266	■	■	■	■	■
white* (RC-990)	2268	■	■	■	■	■
salt green (RC-965)	2292	■	■	■	■	■



stone pine/larch (RC-260)



teak (RC-545)



ebony (RC-790)



chestnut (RC-555)



fir green (RC-960)



mahogany (RC-565)



rosewood (RC-720)



walnut (RC-660)



clear* (RC-261)



pine (RC-270)




rustic oak (RC-360)




light oak (RC-365)



hemlock (RC-120)



white* (RC-990)



salt green (RC-965)



HK Stain Grey Protect

Decorative, solvent-based premium grey stain for use outdoors

Range of use:	<ul style="list-style-type: none"> For use on exterior wood Wood which is not in ground contact, in accordance with DIN EN 335-1, use classes 2 and 3 Wood building elements with no dimensional stability: e. g. fences, framework, carports, planking Wood building elements with limited dimensional stability, e.g. folding shutters, matchboarding, summerhouses Dimensionally stable wood building elements (when used as a primer only): e.g. windows and doors Primer, intermediate and finishing coats Not suitable for coating floors (terraces, wooden decking, etc.)
Property profile:	<ul style="list-style-type: none"> Natural grey tones for exterior wood Even colour tone across areas exposed to weathering and areas sheltered from weathering 3 in 1: impregnation, primer and stain Protects wood from moisture and provides effective protection against blue stain fungi Reduces the risk of rot when used in conjunction with constructive wood protection measures Silk matt Increased solids content provides protection against nesting wasps Protective film against mould and algae Penetrates deeply Breathable Subsequent treatment without sanding All colours are mixable with one another
Tools/cleaning:	<ul style="list-style-type: none"> Brush with natural bristles, surface brush Clean tools immediately after use with thinner and brush cleaner Ensure that any residue from cleaning is disposed of correctly
Tips & important information:	<ul style="list-style-type: none"> Use biocides safely. Always read the label and product information before using
Application rate:	Preventive action against blue stain at 205 – 250 ml/m ² (in min. 2 coats)
Ready for next coat:	after approx. 12 hours (at 20 °C and 65% RH)



System products	Art. No.
End-Grain Wood Preservative	(1900)



HK Stain Grey Protect		3× 0.75 l	2× 2.5 l	2× 5 l	10 l	20 l
silver grey (RC-970)	2257	■	■	■	■	■
graphite grey (FT-25416)	2265	■	■	■	■	■
platinum grey (FT-26788)	2291	■	■	■	■	■
anthracite grey (FT-20928)	2293	■	■	■		
water grey (FT-20924)	2294	■	■	■		



silver grey (RC-970)



graphite grey (FT-25416)



platinum grey (FT-26788)



anthracite grey (FT-20928)



water grey (FT-20924)



Wood Cream

Pigmented, decorative wood preservative stain for protection and finishing of exterior wood

Range of use:	<ul style="list-style-type: none"> For use on exterior wood Wood which is not in ground contact, in accordance with DIN EN 335-1, use classes 2 and 3 Wood building elements with no dimensional stability: e. g. fences, framework, carports, planking Wood building elements with limited dimensional stability, e.g. folding shutters, matchboarding, summerhouses Dimensionally stable wood building elements (when used as a primer only): e.g. windows and doors Primer, intermediate and finishing coats Not suitable for coating floors (terraces, wooden decking, etc.)
Property profile:	<ul style="list-style-type: none"> Only one coat needed 3 in 1: impregnation, primer and stain Protects wood from moisture and provides effective protection against blue stain fungi Reduces the risk of rot when used in conjunction with constructive wood protection measures Protective film against mould and algae Penetrates deeply Breathable Solvent-based Brilliant colours Silk matt Subsequent treatment without sanding Non-drip, suitable for overhead work Thin-layer stain Does not flake Cream form: no stirring necessary All colours are mixable with one another
Tools/cleaning:	<ul style="list-style-type: none"> Brush with natural bristles, surface brush Clean tools immediately after use with thinner and brush cleaner Ensure that any residue from cleaning is disposed of correctly
Tips & important information:	<ul style="list-style-type: none"> The material is a true cream – not a gel stain. Therefore, the product penetrates deep into the substrate and can be applied to rough-sawn wood in just one coat A second coat may be necessary on planed woods and hardwood species (very dense woods) Use biocides safely. Always read the label and product information before using
Application rate:	Preventive action against blue stain at 205 – 250 ml/m ² (in min. 2 coats)
Coverage:	2.5 l are sufficient for one coat on an area of 13 m ²
Ready for next coat:	after approx. 12 hours (at 20 °C and 65% RH)



System products	Art. No.
Long Life Stain UV	(2234)
End-Grain Wood Preservative	(1900)



Wood Cream		3× 0.75 l	2× 2.5 l	2× 5 l	20 l
clear*/**	2714	■	■	■	■
light oak (RC-365)	2715	■	■	■	■
pine (RC-270)	2716	■	■	■	■
stone pine/larch (RC-260)	2717	■	■	■	
walnut (RC-660)	2718	■	■	■	■
teak (RC-545)	2719	■	■	■	■
mahogany (RC-565)	2720	■	■	■	
white* (RC-990)	2721	■	■	■	
silver grey (RC-970)	2722	■	■	■	
rosewood (RC-720)	2723	■	■	■	■



clear*/**



light oak (RC-365)



pine (RC-270)



stone pine/larch (RC-260)




walnut (RC-660)




teak (RC-545)



mahogany (RC-565)



white* (RC-990)



silver grey (RC-970)



rosewood (RC-720)



Simply apply once...



... let it work itself in...



... all done!





Why Remmers long life stains?

- For valuable wood building elements
- Film-forming & block-resistant: also for windows and doors
- High UV protection
- For an extremely long lifespan



Long life stains - outdoors and indoors

Film-forming stains from Remmers are the most effective way to protect highly valuable wood building elements, such as profiled wood, garden furniture, windows and doors. These stains create easy-care surfaces that can go much longer between maintenance operations. **They provide especially good protection against moisture and UV radiation for dimensionally stable wood and wood with limited dimensional stability.** These products are free from biocides, making them suitable for use indoors and outdoors. Conventional stained surfaces get darker every time a maintenance coat is applied. For woods that stay light, Long Life Stain UV and Clear UV+ can also be used as a sacrificial layer that is replaced during maintenance. This significantly slows down the rate at which the colour darkens.



Long life stains -
outdoors and indoors



Long Life Stain UV

Decorative, solvent-based medium-solid stain with very high UV protection, universal for exterior wood



Natural Oil Woodstain [eco]

Water-based stain made from renewable raw materials for use on interior and exterior wood



Maintenance Primer

Special primer for lightening weathered and greyed woods

Long Life Stain UV

Decorative, solvent-based medium-solid stain with very high UV protection, universal for exterior wood

Range of use:	<ul style="list-style-type: none"> For use on exterior wood Dimensionally stable wood building elements: e.g. windows and doors (including their interior surfaces) Wood building elements with no dimensional stability: e.g. fences, framework, carports, planking Wood building elements with limited dimensional stability, e.g. folding shutters, matchboarding, summerhouses Biocide-free finishing coat for impregnated wood, e.g. garden furniture Clear UV+ can also be used as a sacrificial layer over pigmented variants to prevent the wood from darkening Not suitable for coating floors (terraces, wooden decking, etc.)
Property profile:	<ul style="list-style-type: none"> Weather-resistant and UV-resistant High UV protection for light colours and clear UV+ Silk gloss Dirt-repellent and easy to maintain Block resistant (in accordance with Code of Practice HO.03) Good flow properties Free from biocides and cobalt In addition, "clear UV+" can be used as a wearing surface on pigmented coatings. This means that during maintenance, "clear UV+" can be used to prevent further darkening of the surface.
Tools/cleaning:	<ul style="list-style-type: none"> Brush with natural bristles, surface brush Clean tools immediately after use with thinner and brush cleaner Ensure that any residue from cleaning is disposed of correctly
Tips & important information:	<ul style="list-style-type: none"> Can also be used in a system with Wood Cream (clear) in areas directly exposed to weathering. For woods that stay light, Long Life Stain UV (clear UV+) can also be used as a sacrificial layer that is replaced during maintenance. This significantly slows down the rate at which the colour darkens
Application rate:	1st coat: 100 ml/m ² 2nd coat: 60 ml/m ²
Coverage:	2.5 l are sufficient for one coat on an area of 25 m ²
Ready for next coat:	after approx. 12 hours (at 20 °C and 65% RH)



System products	Art. No.
Wood Preservative Primer	(2046)
HK Stain	(2250)
Maintenance Primer	(1504)
Wood Cream	(2715)
Wood Cream clear	(2714)
End-Grain Wood Preservative	(1900)


Clear UV protection – A comparison of three sample wood surfaces after multiple years of exposure to weathering.



Long Life Stain UV, clear UV+
Result: flawless surface thanks to UV blocker



Conventional clear stain without UV protection
Result: irreparable grey discolouration/blue stain



Untreated surface
Result: whole surface of wood turns grey



Long Life Stain UV		3× 0.75 l	2× 2.5 l	2× 5 l	20 l
silver grey (RC-970)	2234	■	■	■	■
white (RC-990)	2235	■	■	■	
rustic oak (RC-360)	2238	■	■	■	■
light oak (RC-365)	2239	■	■	■	■
clear UV+	2240	■	■	■	■
walnut (RC-660)	2242	■	■	■	■
ebony (RC-790)	2243	■	■	■	
teak (RC-545)	2244	■	■	■	■
fir green (RC-960)	2245	■	■	■	
pine (RC-270)	2246	■	■	■	■
stone pine/larch (RC-260)	2247	■	■	■	■
rosewood (RC-720)	2248	■	■	■	■
special colours*	2237		■	■	■



Surface		Pre-treatment	1st coat	2nd coat
Classic stain colours	<ul style="list-style-type: none"> Especially high UV protection thanks to pigmentation Maintenance intervals largely not dependent on colour 	HK Stain or Wood Cream "pigmented"	Long Life Stain UV "pigmented"	–
Classic stain colours (without darkening)	<ul style="list-style-type: none"> Especially high UV protection thanks to pigmentation Stain colour darkens much more slowly Top with "clear UV+" 	HK Stain or Wood Cream "pigmented"	Long Life Stain UV "pigmented"	Long Life Stain UV "clear UV+"
Clear UV+ for outdoor use	<ul style="list-style-type: none"> Most natural appearance, original colour of the wood is preserved 	Wood Cream "clear" required	Long Life Stain UV "clear UV+"	Long Life Stain UV "clear UV+"

Natural Oil Woodstain [eco]

Water-based stain made from renewable raw materials for use on interior and exterior wood

Range of use:	<ul style="list-style-type: none"> For use on interior and exterior wood Dimensionally stable wood building elements: e.g. windows and doors Wood building elements with limited dimensional stability, e.g. folding shutters, matchboarding, summerhouses Wood building elements with no dimensional stability: e.g. fences, framework, carports, planking Playground equipment Not suitable for coating floors (terraces, wooden decking, etc.)
Property profile:	<ul style="list-style-type: none"> Water-based with a very low solvent content Made from at least 80% renewable raw materials A vegan product based on the information available to us, e.g. from raw material suppliers, and on the manufacturing techniques we use Matt Block resistant (in accordance with Code of Practice HO.03) Non-drip Weather-resistant and UV-resistant Good flow properties Breathable Recyclable metal container
Tools/cleaning:	<ul style="list-style-type: none"> Brush with synthetic bristles, surface brush Clean tools immediately after use with water and detergent Ensure that any residue from cleaning is disposed of correctly As contaminated fabrics can have a tendency to spontaneously combust, soak them in water before gathering them together under water in fireproof bins and disposing of them
Tips & important information:	<ul style="list-style-type: none"> Every coating of stain results in a more intense colour and a glossier finish Substances in oak may bleed, causing dark discolouration, when coated with water-dilutable dispersion stains Only use the clear and white versions on exterior surfaces that are not directly exposed to weathering, such as soffits, etc.
Application rate:	approx. 60 ml/m ² per coat (min. 2 coats)
Coverage:	2.5 l are sufficient for one coat on an area of 42 m ²
Ready for next coat:	after approx. 8 hours (at 20 °C and 65% RH)



System Products	Art. No.
Wood Preservative Primer	(2046)
HK Stain	(2250)
Wood Cream	(2715)
Maintenance Primer	(1504)
End-Grain Wood Preservative	(1900)



www.remmers.de

Natural Oil Woodstain [eco]		3× 0.75 l	2× 2.5 l
clear*	7670	▪	▪
pine (RC-270)	7671	▪	▪
light oak (RC-365)	7672	▪	▪
stone pine/larch (RC-260)	7673	▪	▪
white* (RC-990)	7674	▪	▪
rosewood (RC-720)	7675	▪	▪
walnut (RC-660)	7676	▪	▪
teak (RC-545)	7677	▪	▪
mahogany (RC-565)	7678	▪	▪
silver grey (RC-970)	7679	▪	▪
special colours	7680		▪



For playground equipment:
Free of dangerous chemicals



remmers.eco



clear*




pine (RC-270)



light oak (RC-365)



stone pine/larch (RC-260)



white* (RC-990)



rosewood (RC-720)



walnut (RC-660)



teak (RC-545)



mahogany (RC-565)



silver grey (RC-970)



* Clear and white only for exterior areas not directly exposed to weathering, e.g. soffits.

Maintenance Primer

Special primer for lightening weathered and greyed woods

Range of use:	<ul style="list-style-type: none"> For use on interior and exterior wood Dimensionally stable wood building elements: e.g. windows and doors Wood building elements with limited dimensional stability, e.g. folding shutters, matchboarding, summerhouses Wood building elements with no dimensional stability: e.g. fences, framework, carports, planking Maintenance and evening out of greyed and spotted wood surfaces Not suitable for coating floors (terraces, wooden decking, etc.)
Property profile:	<ul style="list-style-type: none"> Weatherproof and moisture-regulating Quick drying Water-based Good coverage with just one coat Very good adhesion to the substrate
Tools/cleaning:	<ul style="list-style-type: none"> Brush with synthetic bristles, surface brush Clean tools immediately after use with water and detergent Ensure that any residue from cleaning is disposed of correctly
Tips & important information:	<ul style="list-style-type: none"> Remove thoroughly any dirt, grease and non-adhering old coatings Sand off any adhering old coatings Using a brass brush, thoroughly clean greyed and weathered wood surfaces to ensure optimum adhesion. If necessary: pre-treat wood that is susceptible to rot with Wood Preservative Primer Stir thoroughly before use and during processing at regular intervals
Application rate:	approx. 100 ml/m ² depending on the absorbency of the wood
Coverage:	2.5 l are sufficient for one coat on an area of 25 m ²
Ready for next coat:	after approx. 4 hours (at 20 °C and 65% RH)



Maintenance Primer		3× 0.75 l	2× 2.5 l	2× 5 l
spruce	1504	■	■	■



spruce

System Products	Art. No.
Wood Preservative Primer	(2046)
Long Life Stain UV	(2234)
Natural Oil Woodstain [eco]	(7670)





Brush greyed wood for optimum adhesion (brass brush).



Apply two thick layers of Maintenance Primer in the direction of the grain with an acrylic brush. A more natural appearance is achieved when the material is not applied fully opaque.



After approximately 3 hours, the wood can be treated with a final coat of Natural Oil Woodstain [eco] or Long Life Stain UV in the desired colour (1 – 2 coats).



Natural Oil Woodstain [eco]

Water-based stain made from renewable raw materials for use on interior and exterior wood



Long Life Stain UV

Decorative, solvent-based medium-solid stain with very high UV protection, universal for exterior wood



Finishing paints - outdoors and indoors

The highly pigmented weather protection paints offered by Remmers are right on trend. And it's no wonder: thanks to their excellent protective function, it is often possible to go for long periods of time between maintenance operations. **Depending on the colour and weathering conditions, it may be more than 10 years until the first top-up coat is needed. And since the surfaces are highly resistant to dirt, cleaning effort is kept to a minimum too.** Despite their excellent covering capacity, Remmers opaque protective coatings let the wood breathe, so that moisture in the wood can quickly escape again. These opaque wood paints pack a visual punch too, whether in Scandinavian tones, trendy greys or timeless white – and they can also be combined with one another. With these opaque coatings for wood and other substrates both indoors and outdoors, the design possibilities are virtually unlimited.



Finishing paints -
outdoors and indoors



Sealing Primer

Water-based special coating to prevent bleeding of substances in wood



All Primer

Adhesive primer for metals, rigid plastics & wood that protects against rust and seals off substances in the wood



Finishing Paint

Highly opaque, water-based weather protection paint



Natural Oil Opaque Finish [eco]

Water-based opaque paint made from renewable raw materials for use on interior and exterior wood



Multi-Purpose Sealing Varnish 3 in 1

Water-based, opaque sealing varnish for primer, intermediate and final coats for wood and other substrates



Opaque Coating 3 in 1

Solvent-based, opaquely pigmented alkyd resin varnish for primer, intermediate and finishing coats



Colour Opaque 2 in 1

Primer and finish with corrosion protection: direct application onto iron, steel & wood

Sealing Primer

Water-based special coating to prevent bleeding of substances in wood

Range of use:	<ul style="list-style-type: none"> Primer and intermediate coat For use on interior and exterior wood Dimensionally stable wood building elements: e.g. windows and doors Wood building elements with limited dimensional stability, e.g. folding shutters, matchboarding, summerhouses Wood building elements with no dimensional stability: e. g. fences, framework, carports, planking Do not apply to freshly impregnated wood. Observe fixation time. Not suitable for coating floors (terraces, wooden decking, etc.)
Property profile:	<ul style="list-style-type: none"> Highly opaque Matt Weatherproof and moisture-regulating Reduces yellow stains caused by water soluble substances in the wood when light shades of finishing coat are used
Tools/cleaning:	<ul style="list-style-type: none"> Brush with synthetic bristles, surface brush, mohair roller, foam roller Clean tools immediately after use with water and detergent Ensure that any residue from cleaning is disposed of correctly
Tips & important information:	<ul style="list-style-type: none"> Remove thoroughly any dirt, grease and non-adhering old coatings Sand off any adhering old coatings Using a brass brush, thoroughly clean greyed and weathered wood surfaces to ensure optimum adhesion. If necessary: pre-treat wood that is susceptible to rot with Wood Preservative Primer Stir thoroughly before use and during processing at regular intervals.
Application rate:	2x approx. 70 – 80 ml/m ²
Coverage:	2.5 l are sufficient for one coat on an area of 33 m ²
Ready for next coat:	after approx. 12 hours (at 20 °C and 65% RH)



System Products	Art. No.
Wood Preservative Primer	(2046)
Finishing Paint	(3600)
Natural Oil Opaque Finish [eco]	(7650)

Sealing Primer		3x 0.75 l	2x 2.5 l	2x 5 l	10 l
white (RAL 9016)	3440	■	■	■	■



white (RAL 9016)



WITHOUT Sealing Primer, yellow discolouration appears on the surface.



WITH Sealing Primer, the surface remains brilliant white.

All Primer

Adhesive primer for metals, rigid PVC and wood that protects against rust and seals off substances in the wood

Range of use:	<ul style="list-style-type: none"> Primer and intermediate coat Metal substrates, e.g. (galvanised) steel, pure aluminium, copper, brass Rigid PVC For use on interior and exterior wood Not suitable for anodised aluminium and freshly hot-dipped, galvanised steel Do not apply to freshly impregnated wood. Observe fixation time.
Property profile:	<ul style="list-style-type: none"> Very good adhesion to the substrate Protects against corrosion Water-based Reduces yellow stains caused by water soluble substances in the wood when light shades of finishing coat are used Can be coated with a wide range of products (see System Products) Low solvent, environmentally compatible, mild odour Matt
Tools/cleaning:	<ul style="list-style-type: none"> Brush with synthetic bristles, mohair roller, foam roller, sprayer Clean tools immediately after use with water Ensure that any residue from cleaning is disposed of correctly
Tips & important information:	<ul style="list-style-type: none"> Surfaces primed with All Primer can be coated e.g. with the Remmers products Finishing Paint, Natural Oil Opaque Finish [eco] & Multi-Purpose Sealing Varnish 3 in 1 and Finishing Paint The substrate must be free of grease, soot, dirt, dust, corrosion and unstable old coatings, as well as loose substances
Application rate:	100 ml/m ² per coat
Coverage:	2.5 l are sufficient for one coat on an area of 25 m ²
Ready for next coat:	after approx. 12 hours (at 20 °C and 65% RH)



All Primer		3× 0.75 l	2× 2.5 l	10 l
white	5420	▪	▪	▪
grey	5421	▪	▪	▪
red-brown	5422	▪	▪	▪

System Products	Art. No.
Finishing Paint	(3600)
Natural Oil Opaque Finish [eco]	(7650)
Multi-Purpose Sealing Varnish 3 in 1	(7744)



white



grey



red-brown

Adhesion to the substrate:



WITHOUT All Primer:
Detachment of the coating



WITH All Primer:
Good adhesion

Rust protection:



WITHOUT All Primer:
No rust protection



WITH All Primer:
Good rust protection

Sealing effect on wood:



WITHOUT All Primer:
Water-soluble substances bleed through



WITH All Primer:
No discoloration

Finishing Paint

Highly opaque, water-based weather protection paint

Range of use:	<ul style="list-style-type: none"> For use on interior and exterior wood Wood building elements with limited dimensional stability, e.g. folding shutters, matchboarding, summerhouses Wood building elements with no dimensional stability: e.g. fences, framework, carports, planking Primer, intermediate and finishing coats Zinc roof gutters and zinc sheet metal Many other different substrates Do not apply to freshly impregnated wood. Observe fixation time. Not suitable for coating floors (terraces, wooden decking, etc.)
Property profile:	<ul style="list-style-type: none"> Highly opaque Silk matt Does not flake Alkali-resistant, including when used on mineral substrates Weatherproof and moisture-regulating Low solvent, environmentally compatible, mild odour All colours are mixable with one another Brilliant, pure, intensive colours have a lower hiding power due to their pigments. We recommend fully pre-coating such areas with a matching coloured primer if using critical colours.
Tools/cleaning:	<ul style="list-style-type: none"> Brush with synthetic bristles, surface brush, mohair roller Clean tools immediately after use with water and detergent Ensure that any residue from cleaning is disposed of correctly
Tips & important information:	<ul style="list-style-type: none"> Always pre-treat with Sealing Primer when using white or other light colours Application by brush, roller or spraying On highly absorbent substrates, dilute first coat with 10% water Always close container securely. Store in a cool, dry place
Application rate:	100 ml/m ² per coat (2 coats required, for light colours: 1 coat when pre-treated with Sealing Primer)
Coverage:	2.5 l are sufficient for one coat on an area of 25 m ²
Ready for next coat:	after approx. 2–4 hours (at 20 °C and 65% RH)



System Products	Art. No.
Wood Preservative Primer	(2046)
Sealing Primer	(3440)
All Primer	(5420)
End-Grain Wood Preservative	(1900)



www.remmers.com/en/13

Finishing Paint		3× 0.75 l	2× 2.5 l	2× 5 l	10 l	20 l
white (RAL 9016)	3600	■	■	■	■	■
light grey	3601	■	■	■	■	
dark grey	3602	■	■	■	■	
royal blue	3603	■	■			
Frisian blue	3604	■	■			
moss green	3605	■	■	■	■	
bottle green	3606	■	■	■	■	
nut brown	3607	■	■	■	■	
tobacco brown	3608	■	■	■	■	
red brown	3610	■	■	■	■	
Swedish red	3611	■	■	■	■	
maize yellow	3612	■	■			
golden yellow	3614	■	■			
black	3615	■	■	■	■	
light ivory (RAL 1015)	3616	■	■			
Scandinavian red	3623	■	■	■	■	
anthracite grey (RAL 7016)	3624	■	■	■	■	
special colours*	3619		■	■	■	■

All shades not marked with RAL numbers are Remmers house colours and may differ from shades with the same name in other colour models.



white (RAL 9016)



light grey



dark grey



royal blue



Frisian blue



moss green



bottle green



nut brown



tobacco brown



red brown



Swedish red



maize yellow



golden yellow



black



light ivory (RAL 1015)



Scandinavian red



anthracite grey (RAL 7016)

Attractive colour-mixing suggestions

There are no limits on your creativity


Let your creativity run free. The mixed colours shown here can be quickly and easily created by mixing together entire tins of paint, with no need for measuring or weighing. Simply pour the contents of the specified containers into a suitably large vessel and mix the colours together thoroughly.



Gentian blue
Frisian blue + royal blue (1:1)



date
white (0.75 l) + black (2.5 l)



chilli
Swedish red + red brown (1:1)



aubergine
Frisian blue + Swedish red (1:1)



Arctic blue
dark grey + Frisian blue (1:1)



oregano
royal blue + moss green (1:1)



corn poppy
white (0.75 l) + Swedish red (5 l)



artichoke
white (5 l) + red brown (2.5 l)



Pacific blue
royal blue (0.75 l) + white (5 l)



summer green
bottle green (0.75 l) + golden yellow (2.5 l)



blood red
golden yellow + Swedish red (1:1)




mushroom
nut brown (0.75 l) + white (5 l)



mint
white (2.5 l) + bottle green (0.75 l)



mandarin
Swedish red (0.75 l) + golden yellow (5 l)



champagne
light ivory (0.75 l) + white (5 l)



curry
maize yellow + golden yellow (1:1)



pink
white (2.5 l) + Swedish red (0.75 l)



Caribbean yellow
white + golden yellow (1:1)



Natural Oil Opaque Finish [eco]

Water-based opaque finish made from renewable raw materials for use on interior and exterior wood

Range of use:	<ul style="list-style-type: none"> For use on interior and exterior wood Dimensionally stable wood building elements: e.g. windows and doors Wood building elements with limited dimensional stability, e.g. folding shutters, matchboarding, summerhouses Wood building elements with no dimensional stability: e.g. fences, framework, carparks, planking Playground equipment Primer, intermediate and finishing coats Do not apply to freshly impregnated wood. Observe fixation time. Follow with a protective coating of clear Natural Oil Woodstain [eco] in a mixing ratio of 1:1 with Natural Oil Opaque Finish [eco] on chairs, benches, etc. to prevent bleeding.
Property profile:	<ul style="list-style-type: none"> Can be used with All Primer on a wide range of other substrates Not suitable for coating floors (terraces, wooden decking, etc.) Water-based with a very low solvent content Made from at least 70% renewable raw materials A vegan product based on the information available to us, e.g. from raw material suppliers, and on the manufacturing techniques we use Matt Drip-inhibited Elastic Block resistant (in accordance with Code of Practice HO.03) Does not flake Weather-resistant and UV-resistant Less discolouration due to water-soluble substances in the wood Good flow properties Breathable Recyclable metal container All colours are mixable with one another
Tools/cleaning:	<ul style="list-style-type: none"> Brush with synthetic bristles, surface brush, mohair roller Clean tools immediately after use with water and detergent Ensure that any residue from cleaning is disposed of correctly As contaminated fabrics can have a tendency to spontaneously combust, soak them in water before gathering them together under water in fireproof bins and disposing of them
Tips & important information:	After pre-treatment with Sealing Primer (for light colours) one coat is sufficient
Application rate:	<p>approx. 75 ml/m²</p> <p>White and light colours: 3 coats of Natural Oil Opaque Finish [eco]</p> <p>Alternative for an even greater level of protection: 2× Sealing Primer & 1× Natural Oil Opaque Finish [eco]</p> <p>Medium and dark colours: 2 coats of Natural Oil Opaque Finish [eco]</p>
Coverage:	2.5 l are sufficient for one coat on an area of 34 m ²
Ready for next coat:	after approx. 6 hours (at 20 °C and 65% RH)



System Products	Art. No.
Wood Cream Clear	(2714)
Wood Preservative Primer	(2046)
All Primer	(5420)
Sealing Primer	(3440)
End-Grain Wood Preservative	(1900)



www.remmers-eco.de (17)


Natural Oil Opaque Finish [eco]		3× 0.75 l	2× 2.5 l	2× 5 l
basalt grey (RAL 7012)	7651	▪	▪	
jet black (RAL 9005)	7652	▪	▪	
anthracite grey (RAL 7016)	7653	▪	▪	
light grey (RAL 7035)	7654	▪	▪	
window grey (RAL 7040)	7655	▪	▪	
tobacco brown	7656	▪	▪	
nut brown	7657	▪	▪	
red brown	7658	▪	▪	
Scandinavian red	7659	▪	▪	
cream (RAL 9001)	7660	▪	▪	
fir green (RAL 6009)	7661	▪	▪	
pigeon blue (RAL 5014)	7662	▪	▪	
white (RAL 9016)	7663	▪	▪	▪
special colours	7664		▪	▪



All shades not marked with RAL numbers are Remmers house colours and may differ from shades with the same name in other colour models.



basalt grey (RAL 7012)



jet black (RAL 9005)



anthracite grey (RAL 7016)



light grey (RAL 7035)



window grey (RAL 7040)



tobacco brown




nut brown



red brown



Scandinavian red



cream (RAL 9001)



fir green (RAL 6009)



pigeon blue (RAL 5014)





white (RAL 9016)



Multi-Purpose Sealing Varnish 3 in 1

Water-based, opaque sealing varnish for primer, intermediate and final coats for wood and other substrates

Range of use:	<ul style="list-style-type: none"> For use on interior and exterior wood Dimensionally stable wood building elements: e.g. windows and doors Wood building elements with limited dimensional stability, e.g. folding shutters, matchboarding, summerhouses Wood building elements with no dimensional stability: e.g. fences, framework, carports, planking Sealing primer, intermediate and finishing coats Can also be used as a maintenance coat Wood panelling Zinc roof gutters and zinc sheet metal Rigid PVC Aluminium (non-anodised) Many other different substrates Not suitable for coating floors (terraces, wooden decking, etc.)
Property profile:	<ul style="list-style-type: none"> Water-based Ventilating effect Seals off substances contained in the wood Inhibits rust from screws and nail heads Highly weather-resistant and low-chalking Good edge coverage Weatherproof and moisture-regulating Little tendency to yellow Very low tendency to accumulate dirt Very good adhesion to the substrate Block resistant (in accordance with Code of Practice HO.03) Reduces discolouration caused by nicotine
Tools/cleaning:	<ul style="list-style-type: none"> Acrylic brush, surface brush, foam roller, sprayer Clean tools immediately after use with water and detergent Ensure that any residue from cleaning is disposed of correctly
Tips & important information:	<ul style="list-style-type: none"> Multi-Purpose Sealing Varnish 3 in 1 is a sealing primer, intermediate and finishing coat in one product and therefore does not require an additional sealing primer for protection against water-soluble substances in the wood The product has a wide range of applications: interior and exterior wood, zinc roof gutters and zinc sheet metal, rigid PVC, aluminium and many other substrates. Multi-Purpose Sealing Varnish 3 in 1 can be applied twice in one day by brush, roller or spraying.
Application rate:	100 - 120 ml/m ² per coat
Coverage:	2.5 l are sufficient for one coat on an area of 23 m ²
Ready for next coat:	after approx. 6 hours (at 20 °C and 65% RH)



System Products	Art. No.
Wood Preservative Primer	(2046)
End-Grain Wood Preservative	(1900)
All Primer	(5420)



Multi-Purpose Sealing Varnish 3 in 1	3 × 0.75 l	2 × 2.5 l	2 × 5 l
white (RAL 9016) 7744	■	■	■



white (RAL 9016)

Opaque Coating 3 in 1

Solvent-based, opaquely pigmented alkyd resin varnish for primer, intermediate and finishing coats

Range of use:	<ul style="list-style-type: none"> For use on interior and exterior wood Dimensionally stable wood building elements: e.g. windows and doors Wood building elements with limited dimensional stability, e.g. folding shutters, matchboarding, summerhouses Wood building elements with no dimensional stability: e.g. fences, framework, carports, planking Primer, intermediate and finishing coats Biocide-free finishing coat for impregnated wood, e.g. garden furniture Can also be used as a maintenance coat Not suitable for coating floors (terraces, wooden decking, etc.)
Property profile:	<ul style="list-style-type: none"> High total solids level for greater covering capacity Seals off substances in the wood Free from aromatic compounds Silk gloss Little tendency to yellow Easy to apply Good edge coverage Weatherproof and moisture-regulating
Tools/cleaning:	<ul style="list-style-type: none"> Brush with natural bristles, mohair roller, foam roller Clean tools immediately after use with thinner and brush cleaner Ensure that any residue from cleaning is disposed of correctly
Tips & important information:	<ul style="list-style-type: none"> Opaque Coating 3 in 1 is a sealing primer, intermediate and finishing coat and therefore does not require an additional sealing primer for protection against water-soluble substances in the wood On non-resistant wood, the "all-in-one" product only requires impregnation The coating may take significantly longer to dry thoroughly in lower temperatures, at high humidity or if the maximum layer thickness has been exceeded.
Application rate:	approx. 50 – 70 ml/m ² per coat (min. 2 coats required)
Coverage:	2.5 l are sufficient for one coat on an area of 42 m ²
Ready for next coat:	after approx. 24 hours (at 20 °C and 65% RH)



System Products	Art. No.
Wood Preservative Primer	(2046)
End-Grain Wood Preservative	(1900)

Opaque Coating 3 in 1		3x 0.75 l	2x 2.5 l	2x 5 l	20 l
white (RAL 9016)	2705	■	■	■	
special colours*	2709		■	■	■



white (RAL 9016)

* Minimum purchase 0.75 l

Colour Opaque 2 in 1

Primer and finish with corrosion protection:
direct application onto iron, steel & wood

Range of use:	<ul style="list-style-type: none"> Indoors and outdoors Dimensionally stable wood building elements: e.g. windows and doors Direct application onto sound and lightly rusted ferrous metals Radiators Not suitable for coating floors (terraces, wooden decking, etc.)
Property profile:	<ul style="list-style-type: none"> Primer and finishing coat all in one High total solids level for greater covering capacity Good flow properties Solvent-based Resistant to shocks and scratches Weather-resistant and UV-resistant Resistant to extreme temperatures and little tendency to yellow High gloss
Tools/cleaning:	<ul style="list-style-type: none"> Brush with natural bristles, foam roller, sprayer Clean tools immediately after use with thinner and brush cleaner Ensure that any residue from cleaning is disposed of correctly
Tips & important information:	<ul style="list-style-type: none"> Colour Opaque 2 in 1 can be applied by brush, sprayer or roller When used as a rust protection coat, Colour Opaque 2 in 1 must be applied in at least 2 coats The substrate must be clean, dry and free of grease and salt in order to ensure problem-free application The coating may take significantly longer to dry thoroughly in lower temperatures, at high humidity or if the maximum layer thickness has been exceeded.
Application rate:	60 – 80 ml/m ² in min. 2 coats
Coverage:	2.5 l are sufficient for one coat on an area of 35 m ²
Ready for next coat:	after approx. 24 hours (at 20 °C and 65% RH)



System Products	Art. No.
Wood Preservative Primer	(2046)



Colour Opaque 2 in 1		3× 0.375 l	3× 0.75 l	2× 2.5 l	10 l
flame red (RAL 3000)	1317	▪	▪		
Gentian blue (RAL 5010)	1321	▪	▪		
leaf green (RAL 6002)	1323	▪	▪		
moss green (RAL 6005)	1324	▪	▪	▪	
silver grey (RAL 7001)	1325	▪	▪		
light grey (RAL 7035)	1384	▪	▪		
nut brown (RAL 8011)	1385	▪	▪		
chocolate brown (RAL 8017)	1386	▪	▪		
jet black (RAL 9005)	1329	▪	▪	▪	
pure white (RAL 9010)	1330	▪	▪	▪	
white aluminium (RAL 9006)	1388	▪	▪		
special colours*	1332			▪	▪



flame red (RAL 3000)



Gentian blue (RAL 5010)



leaf green (RAL 6002)



moss green (RAL 6005)



silver grey (RAL 7001)



light grey (RAL 7035)



nut brown (RAL 8011)



chocolate brown (RAL 8017)



jet black (RAL 9005)



pure white (RAL 9010)



white aluminium (RAL 9006)



Protection and maintenance - garden timbers

The days of dull paving and uninviting terraces are all but over. Nowadays, terraces are increasingly seen as an extension of the living area. Wood, a natural material, is a popular design element for those looking to bring a pleasant and relaxing atmosphere to this new living space. Also growing in popularity are composites made of wood/natural materials and plastic, such as WPC and bamboo. Garden furniture, terrace decking and fencing are largely made from wood or WPC. Hardwoods are also becoming an ever more popular choice, as they are hard-wearing and do not require any wood preservatives in the conventional sense. However, if the wood is not protected at all, it quickly turns grey due to the influence of the weather and may even crack. **These materials can be kept looking their best over the long term through regular care and protection with Remmers products.**



Protection and maintenance -
garden timbers



Green Growth Remover
Special detergent for removing
green growth on terraces, stone
floors and walls



Wood Revitalizer
Special cleaner and brightener for
use on exterior wood



Wood Cleaner
Special cleaner for weathered
outdoor wooden decking with
decorative coatings



WPC Impregnating Oil
Solvent-based oil for terraces,
fences and other building elements
made of WPC, Resysta and bamboo



Maintenance Oil
Solvent-based, decorative oil for
wood terraces & garden furniture




Aqua Garden Wood Oils [eco]
Slip-resistant oil made from
renewable raw materials for
terraces and garden furniture

Green Growth Remover

Special detergent for removing green growth on terraces, stone floors and walls

Range of use:	<ul style="list-style-type: none"> Surfaces of construction materials such as concrete, natural stone, sand-lime bricks, ceramics, glass, wood, plastics and WPC
Property profile:	<ul style="list-style-type: none"> Self-actively removes organic soiling with a deep cleaning effect No further washing of the surface needed, 24 hours of reaction time Can be used pure or diluted with water Long-term effect if applied undiluted Does not contain active chlorine Gentle on the substrate
Tools/cleaning:	<ul style="list-style-type: none"> Watering can, brush with synthetic bristles, surface sprayer Clean tools immediately after use with water Ensure that any residue from cleaning is disposed of correctly
Tips & important information:	<ul style="list-style-type: none"> Self-active with no need for further washing, easy to apply with a surface sprayer or watering can If a decorative coat is to be applied to the cleaned wood surface afterwards, it must be rinsed with water after at least 24 hours of reaction time Use biocides safely. Always read the label and product information before using
Application rate:	approx. 10 ml/m ² (mixing ratio 1 : 10)
Coverage:	2.5 l are sufficient for one application on an area of approx. 250 m ²
Ready for next coat:	after approx. 24 hours (at 20 °C and 65% RH)

Green Growth Remover	6× 1 l	4× 2.5 l
0676	■	■



Before treatment



After treatment

Wood Revitalizer

Special cleaner and brightener for use on exterior wood

Range of use:	<ul style="list-style-type: none"> ▪ Cleaning and brightening weathered wood surfaces in outdoor areas ▪ Terraces, fences, garden furniture and other building elements
Property profile:	<ul style="list-style-type: none"> ▪ An effective way to remove dirt, greying, traces of rust, algae and moss ▪ No pre-sanding required ▪ Gel form ▪ Water-based ▪ Biodegradable ▪ The kit contains: 2.5 l Wood Revitalizer and special scrubbing brush
Tools/cleaning:	<ul style="list-style-type: none"> ▪ Special scrubbing brush, brush with synthetic bristles, surface brush ▪ Clean tools immediately after use with water ▪ Ensure that any residue from cleaning is disposed of correctly
Tips & important information:	<ul style="list-style-type: none"> ▪ Stir the material well before application ▪ Use the special scrubbing brush, a surface brush or paintbrush to apply a generous, even layer of material to the entire area ▪ Leave the material to take effect for approx. 15 minutes ▪ Keep the treated area damp during this time ▪ Hose down the wood thoroughly ▪ Keep rinsing until no more foam forms ▪ It may help to use a coarse broom to sweep away residual water ▪ No white product residue can be allowed to remain ▪ Repeat the process if dealing with heavily greyed substrates ▪ After leaving to dry for 1-2 days, re-treat using Maintenance Oil, Aqua Garden Wood Oils [eco] or WPC Impregnating Oil ▪ Wood surfaces that have become heavily roughened can be smoothed down in advance with sandpaper if necessary ▪ Seal opened containers well and use contents as soon as possible
Application rate:	approx. 200 ml/m ² in a single application
Coverage:	2.5 l are sufficient for one application on an area of approx. 12.5 m ²



Wood Revitalizer	2x 2.5 l
2641	▪

System Products	Art. No.
Maintenance Oil	(2652)
Aqua Garden Wood Oils [eco]	(7690)
WPC Impregnating Oil	(2087)



Before treatment



After treatment

Wood Cleaner

Special cleaner for weathered outdoor wooden decking with decorative coatings

Range of use:	<ul style="list-style-type: none"> Wooden decking Removal of coating residues (oils and thin-layer stains)
Property profile:	<ul style="list-style-type: none"> Effective removal of residual oils and thin-layer stains from wooden decking No more pre-sanding of surfaces required Water-based The kit contains: 2.5 l cleaner in gel form, special scrubbing brush, special brush for grooves in terraces Special brushes can be screwed on to a standard telescopic handle using a screw thread
Tools/cleaning:	<ul style="list-style-type: none"> Special scrubbing brush, brush with synthetic bristles, surface brush Clean tools immediately after use with water and detergent Ensure that any residue from cleaning is disposed of correctly
Tips & important information:	<ul style="list-style-type: none"> Rinse treated areas with plenty of water Do not let any rinsing water get into bodies of water If necessary, use tarpaulins or sheeting to protect against direct contact with any adjacent crops, plants or building elements
Application rate:	approx. 200 ml/m ² in a single application
Coverage:	2.5 l are sufficient for one application on an area of 12.5 m ²



Wood Cleaner	2× 2.5 l
2640	▪

System Products	Art. No.
Aqua Garden Wood Oils [eco]	(7690)
Maintenance Oil	(2652)
Green Growth Remover	(0676)
WPC Impregnating Oil	(2087)



Before treatment



After treatment

WPC Impregnating Oil

Solvent-based oil for terraces, fences and other building elements made of WPC, Resysta and bamboo

Range of use:	<ul style="list-style-type: none"> Indoors and outdoors Wood building elements with limited dimensional stability, e.g. folding shutters, matchboarding, summerhouses Wood building elements with no dimensional stability: e.g. fences, framework, carports, planking Terraces, fences, garden furniture and other building elements Wood-plastic composites WPC (wood-plastic composites), Resysta and bamboo
Property profile:	<ul style="list-style-type: none"> Repels water Repels oil, grease and dirt Easy to apply Clear: for refreshing colour Brown and grey: for lasting intensification of the original colour Subsequent treatment without sanding
Tools/cleaning:	<ul style="list-style-type: none"> Brush with natural bristles, surface brush, lint-free cotton cloth Clean tools immediately after use with thinner and brush cleaner Ensure that any residue from cleaning is disposed of correctly As contaminated fabrics can have a tendency to spontaneously combust, soak them in water before gathering them together under water in fireproof bins and disposing of them
Tips & important information:	<ul style="list-style-type: none"> Over the course of several months, WPC Impregnating Oil will be evenly broken down due to weathering. Subsequent application of WPC Impregnating Oil can then be carried out without prior sanding Reapplications are required at least once a year in areas exposed to weathering
Application rate:	approx. 50 ml/m ² per coat (depending on the absorbency of the substrate)
Coverage:	2.5 l are sufficient for one coat on an area of 50 m ²
Ready for next coat:	after approx. 4–6 hours (at 20 °C and 65% RH)



System Products	Art. No.
Wood Cleaner	(2640)
Wood Revitalizer	(2641)
Green Growth Remover	(0676)



WPC Impregnating Oil		3× 0.75 l	2× 2.5 l
clear	2087	■	■
brown	2088	■	■
grey	2089	■	■



clear*



brown*



grey*

* Colour effect dependent on substrate

Maintenance Oil

Solvent-based, decorative oil for wood terraces and garden furniture

Range of use:	<ul style="list-style-type: none"> For use on interior and exterior wood Building elements with no or limited dimensional stability (Garden) furniture and wooden decking Wood types including teak, bangkirai, massaranduba, iroko, oak, larch & Douglas fir Thermally treated wood We recommend using WPC Impregnating Oil on WPC, bamboo and Resysta
Property profile:	<ul style="list-style-type: none"> Repels water Weatherproof and moisture-regulating Prevents wood from drying out Pigmented variants prevent greying Brilliant colours Matt Easy to apply Subsequent treatment without sanding
Tools/cleaning:	<ul style="list-style-type: none"> Brush with natural bristles, surface brush, lint-free cotton cloth Clean tools immediately after use with thinner and brush cleaner Ensure that any residue from cleaning is disposed of correctly As contaminated fabrics can have a tendency to spontaneously combust, soak them in water before gathering them together under water in fireproof bins and disposing of them
Tips & important information:	<ul style="list-style-type: none"> Maintenance Oil is also ideal as a finishing coat on terrace decking made of ipé, massaranduba or thermally treated wood Since a general statement concerning the resistance of these species against wood pests cannot be made, protection against blue stain, using Wood Preservative Primer, may be necessary in case of doubt
Application rate:	approx. 60–80 ml/m ² per coat (depending on the absorbency of the wood)
Coverage:	2.5 l are sufficient for one coat on an area of 35 m ²
Ready for next coat:	after approx. 12 hours (at 20 °C and 65% RH)



System products	Art. No.
Wood Preservative Primer	(2046)
Wood Cleaner	(2640)
Wood Revitalizer	(2641)
Green Growth Remover	(0676)
End-Grain Wood Preservative	(1900)

Maintenance Oil		3× 0.75 l	2× 2.5 l	2× 5 l
Douglas fir	2645	▪	▪	▪
clear	2652	▪	▪	▪
teak	2653	▪	▪	▪
larch	2654	▪	▪	▪
bangkirai	2655	▪	▪	▪
special colours*	2656		▪	▪





Douglas fir



clear



teak



larch



bangkirai



Aqua Garden Wood Oils [eco]

Slip-resistant oil made from renewable raw materials for terraces and garden furniture

Range of use:	<ul style="list-style-type: none"> For use on interior and exterior wood Building elements with no or limited dimensional stability (Garden) furniture and wooden decking Wood types including teak, bangkirai, larch, Douglas fir and Accoya Not suitable for massaranduba or ipé: we recommend the use of Remmers Maintenance Oil for these species of wood Please get in touch with the Remmers Technical Service team before using on other, exotic species of wood not named here We recommend using WPC Impregnating Oil on WPC, bamboo and Resysta
Property profile:	<ul style="list-style-type: none"> Made from at least 80% renewable raw materials A vegan product based on the information available to us, e.g. from raw material suppliers, and on the manufacturing techniques we use Water-based with a very low solvent content Slip-resistant Weather-resistant and UV-resistant* Good flow properties Matt Subsequent treatment without sanding Prevents wood from drying out Breathable Recyclable metal container
Tools/cleaning:	<ul style="list-style-type: none"> Brush with synthetic bristles, surface brush Clean tools immediately after use with water and detergent Ensure that any residue from cleaning is disposed of correctly
Tips & important information:	<ul style="list-style-type: none"> In order to prevent considerable delays in the drying process (up to 1 week), surfaces which have been treated with the conventional Remmers Garden Wood Oils (Bangkirai Oil (2632), Douglas Fir Oil (1633), Larch Oil (2634), Teak Oil (2635) and Universal Oil (2636)) can only be coated with this product at the earliest after 6 months. Please apply these product variants unmixed. Aqua Garden Wood Oils [eco] can be mixed with one another but not with other oils (e.g. Maintenance Oil) The clear variant will need to be topped up more frequently than the pigmented variants Textiles soiled with the product may self-ignite. Soak in water, collect in water-filled fire-resistant waste containers and dispose of properly.
Application rate:	approx. 60 ml/m ² per coat
Coverage:	2.5 l are sufficient for one coat on an area of 42 m ²
Ready for next coat:	after approx. 4 hours (at 20 °C and 65% RH)



System Products	Art. No.
Wood Preservative Primer	(2046)
Wood Cleaner	(2640)
Wood Revitalizer	(2641)
Green Growth Remover	(0676)
End-Grain Wood Preservative	(1900)

Aqua Garden Wood Oils [eco]		3× 0.75 l	2× 2.5 l	2× 5 l
Bangkirai Oil [eco]	7690	▪	▪	▪
Douglas Fir Oil [eco]	7691	▪	▪	▪
Larch Oil [eco]	7692	▪	▪	▪
Teak [eco]	7693	▪	▪	▪
Patina [eco]	7696	▪	▪	▪
Universal Oil [eco] clear	7694	▪	▪	▪
Universal Oil [eco] special colours	7695		▪	▪



Barefoot-friendly decking:
Slip-resistant & low in pollutants



remmers.eco



Bangkirai Oil [eco]




Douglas Fir Oil [eco]



Larch Oil [eco]



Teak Oil [eco]



Patina Oil [eco]



Universal Oil [eco] clear





A healthy living environment – tested through and through.

For indoor applications in particular, ecological products are a top concern. Remmers [eco] products bear highly regarded seals of quality, which confirm that the coatings are – among other things – especially low in emissions and harmless to humans and the environment.



Interior wood coating

More than any other material, wood brings a special sense of wellbeing to living spaces. Not only does it look great, it has a wealth of positive physical properties too. While wood used outdoors has to be protected against wind, weather and fungal decay, living areas have very different requirements. Dirt and mechanical stresses can be highly damaging to wood surfaces. Parquet flooring and wooden stairs in particular require a special protective coating, as they are subjected to regular footfall day in, day out. Remmers products for interior wood coating allow the natural beauty of the wood to shine through while preserving the attractiveness and stability of the base material in the long term. **These coatings are healthy for the home, dirt- and water-repellent, and resistant to mechanical loads, as well as common household chemicals.**



Interior wood
coating



Decorative Wax Stain
Wax stain made from natural resin and boiled linseed oil



Stair & Parquet Varnish
Water-based sealing varnish for application with paintbrush and roller



Varnished Floor Care
Cleaning agent for sealed wooden floors and stairs



Hard Wax Oil
Hard wax oil made from natural oils



Natural Hard Wax Oil [eco]
Interior wood finish made from renewable raw materials



Oiled Floor Care [eco]
Cleaning agent for oiled and waxed wooden floors and stairs



Natural Worktop Finish [eco]
Finish for interior wood made from renewable raw materials



Repair Kit
For wood surfaces

Decorative Wax Stain

Wax stain made from natural resin and boiled linseed oil

Range of use:	<ul style="list-style-type: none"> Interior wood Furniture Wall and ceiling panels Children's toys Doors In damp rooms (kitchens and bathrooms) As a colouring primer on stairs and parquet
Property profile:	<ul style="list-style-type: none"> Water-based Made from renewable raw materials (linseed oil and natural resin) Matt Good processing properties High-yielding Very good resistance to water (water repelling effect) Resistant to chemicals: DIN 68861, Part 1, 1C Natural raw materials may cause slight deviations in the colour of the product which, based on our experience, do not have any influence on the colour of the wood surface
Tools/cleaning:	<ul style="list-style-type: none"> Brush with synthetic bristles, surface brush, mohair roller, sprayer Floor brush Clean tools immediately after use with water and detergent Ensure that any residue from cleaning is disposed of correctly
Tips & important information:	<ul style="list-style-type: none"> Can also be applied in a very thin layer with a soft linen cloth Surfaces must be primed very carefully when using dark colours so as to achieve a uniform colouring Once colouring primer has been applied to stairs and parquet, they must be sealed using Stair & Parquet Varnish or the surface should be finished using Hard Wax Oil
Application rate:	approx. 50 – 100 ml/m ² per coat
Coverage:	2.5 l are sufficient for one coat on an area of 25 m ²
Ready for next coat:	after drying overnight (at 20 °C and 65% RH)

Decorative Wax Stain		3× 0.75 l	2× 2.5 l	10 l
clear	2400	■	■	■
white	2401	■	■	■
antique grey	2302	■	■	
birch	2303	■	■	
oak	2305	■	■	
mocha	2306	■	■	
cherry	2307	■	■	
Tuscany grey	2308	■	■	
special colours*	2406		■	■



System products	Art. No.
Hard Wax Oil	(0695)
Natural Hard Wax Oil [eco]	(7684)
Stair & Parquet Varnish	(2390)





clear



white



antique grey



birch



oak



mocha



cherry



Tuscany grey



Stair & Parquet Varnish

Water-based sealing varnish for application with paintbrush and roller

Range of use:	<ul style="list-style-type: none"> Interior wood Floorboards, parquet flooring and stairs Wall and ceiling panels Furniture & interior doors Children's toys
Property profile:	<ul style="list-style-type: none"> Water-based Good processing properties Good flow properties Resistant to abrasion and scratches Resistant to chemicals: DIN 68861, Part 1, 1C Good resistance to a wide range of commercially available hand creams
Tools/cleaning:	<ul style="list-style-type: none"> Brush with synthetic bristles, microfibre roller, mohair roller, foam roller Clean tools immediately after use with water and detergent Ensure that any residue from cleaning is disposed of correctly
Tips & important information:	<ul style="list-style-type: none"> Dust and loose dirt on floors and stairs should be removed regularly using a soft broom or mop Wipe damp once a week as required by adding Varnished Floor Care to the water used for cleaning
Application rate:	approx. 100 – 120 ml/m ² per coat (min. 2 coats)
Coverage:	2.5 l are sufficient for one coat on an area of 25 m ²
Ready for next coat:	after approx. 4 hours (at 20 °C and 65% RH)

Stair & Parquet Varnish		3× 0.75 l	2× 2.5 l
clear silk gloss	2390	▪	▪
clear silk matt	2391	▪	▪



clear silk gloss



clear silk matt



System Products	Art. No.
Decorative Wax Stain	(2400)
Varnished Floor Care	(2410)





Varnished Floor Care

Cleaning agent for sealed wooden floors and stairs

Range of use:	<ul style="list-style-type: none"> Interior wood Wooden floors and stairs Cork floors PVC & linoleum floor coverings Laminate Natural & artificial stone floors Sports floors
Property profile:	<ul style="list-style-type: none"> Repels dust and dirt for easy-care surfaces Protects the surface against premature wearing Slip-resistant Just one product for both first-time application and maintenance
Tools/cleaning:	<ul style="list-style-type: none"> Floor cloth
Tips & important information:	<ul style="list-style-type: none"> Shake before use Damp-wipe the floor Concentrate can be diluted with water
Application rate:	200 ml per 10 l of cleaning water
Coverage:	1 l is sufficient for 25 – 30 m ²



Varnished Floor Care		4× 1 l
clear	2410	■



clear

System Products	Art. No.
Stair & Parquet Varnish	(2390)

Hard Wax Oil

Hard wax oil made from natural oils

Range of use:	<ul style="list-style-type: none"> Interior wood Wooden floors and stairs High-quality solid wood furniture Panels and moulding Cork floors Due to continuous wetting, use Natural Worktop Finish [eco] for kitchen worktops
Property profile:	<ul style="list-style-type: none"> Repels dust and dirt for easy-care surfaces Penetrates deeply into the wood and emphasises the grain Matt Long-lasting, dirt-repelling and hard-wearing Resistant to chemicals: DIN 68861, Part 1, 1C Forms a thin protective layer of high quality waxes on the surface
Tools/cleaning:	<ul style="list-style-type: none"> Roller with natural fibres, surface brush, velour roller, gauze balls, lint-free cotton cloth Monodisc machine with white polishing pad Clean tools immediately after use with thinner and brush cleaner Ensure that any residue from cleaning is disposed of correctly
Tips & important information:	<ul style="list-style-type: none"> Apply the material and rub in. Remove excess material after approx. 20–30 minutes Dust and loose dirt on floors and stairs should be removed regularly using a soft broom or mop If necessary, mop once a week with a slightly damp cloth, making sure to add Oiled Floor Care [eco] to the water used for mopping In the event of maintenance and repairs (including working in high-traffic areas subjected to particular levels of wear), treat the cleaned surface to produce a uniform finish Remove water markings or stains on furniture with steel wool (grade 000) and apply a thin layer of Hard Wax Oil Textiles soiled with the product may self-ignite. Soak in water, collect in water-filled fire-resistant waste containers and dispose of properly.
Application rate:	approx. 10 – 50 ml/m ² per coat (max. 2 coats) The application rate depends greatly on the absorbency of the wood and the final sanding
Coverage:	2.5 l are sufficient for one coat on an area of 83 m ²
Ready for next coat:	after drying overnight (at 20°C and 65% RH)

Hard Wax Oil		3× 0.375 l	3× 0.75 l	2× 2.5 l	20 l
clear	0695	■	■	■	■
special colours	0668			■	■



clear



System products	Art. No.
Decorative Wax Stain	(2400)
Oiled Floor Care [eco]	(7699)





Natural Hard Wax Oil [eco]

Interior wood finish made from renewable raw materials

Range of use:	<ul style="list-style-type: none"> Interior wood Wooden floors and stairs Cork floors High-quality solid wood furniture Panels and moulding Due to continuous wetting, use Natural Worktop Finish [eco] for kitchen worktops
Property profile:	<ul style="list-style-type: none"> Made from at least 90% renewable raw materials A vegan product based on the information available to us, e.g. from raw material suppliers, and on the manufacturing techniques we use Complies with the principles for the health assessment of construction products used indoors (AgBB scheme) Slip-resistant Matt Easy to apply Penetrates deeply into the wood and emphasises the grain Coloured varieties in which pigments are embedded in a stable manner Good resistance against selected standard household substances in accordance with DIN 68861, 1B (e.g. water, cola, beer, tea, coffee, wine & cleaning agents) Long-lasting, dirt-repelling and hard-wearing Recyclable metal container
Tools/cleaning:	<ul style="list-style-type: none"> Roller with natural fibres, surface brush, velour roller, gauze balls, lint-free cotton cloth Monodisc machine with white polishing pad Clean tools immediately after use with thinner and brush cleaner Ensure that any residue from cleaning is disposed of correctly
Tips & important information:	<ul style="list-style-type: none"> Apply the material and rub in. Remove excess material after approx. 20–30 minutes Dust and loose dirt on floors and stairs should be removed regularly using a soft broom or mop If necessary, mop once a week with a slightly damp cloth, making sure to add Oiled Floor Care [eco] to the water used for mopping In the event of maintenance and repairs (including working in high-traffic areas subjected to particular levels of wear), treat the cleaned surface to produce a uniform finish Remove water markings or stains on furniture with steel wool (grade 000) and apply a thin layer of Natural Hard Wax Oil [eco] Textiles soiled with the product may self-ignite. Soak in water, collect in water-filled fire-resistant waste containers and dispose of properly.
Application rate:	approx. 40 – 50 ml/m ² per coat (max. 2 coats)
Coverage:	2.5 l are sufficient for one coat on an area of 63 m ²
Ready for next coat:	after approx. 24 hours (at 20 °C and 65% RH)



System Products	Art. No.
-----------------	----------

Oiled Floor Care [eco]	(7699)
------------------------	--------



Natural Hard Wax Oil [eco]		3× 0.375 l	3× 0.75 l	2× 2.5 l
clear	7683	▪	▪	▪
light oak (RC-365)	7684	▪	▪	▪
teak (RC-545)	7685	▪	▪	▪
walnut (RC-660)	7686	▪	▪	▪
ebony (RC-790)	7687	▪	▪	▪
intense white (RC-995)	7688	▪	▪	▪
silver grey (RC-970)	7689	▪	▪	▪
special colours	7682			▪



Barefoot-friendly decking:
Slip-resistant & low in pollutants



raminars.eco



clear



light oak (RC-365)



teak (RC-545)



walnut (RC-660)



ebony (RC-790)



intense white (RC-995)




silver grey (RC-970)




Contemporary mixed colours

Examples of colours you can mix yourself


There are no limits on your creativity. The mixed colours shown here can be achieved simply by mixing the contents of entire containers together, with no need for measuring or weighing. Simply pour the contents of the specified containers into a suitably large vessel and stir the colours thoroughly.



1 part light oak (RC-365)
1 part silver grey (RC-970)



1 part light oak (RC-365)
1 part intense white (RC-995)



1 part light oak (RC-365)
1 part walnut (RC-660)




2 parts walnut (RC-660)
1 part intense white (RC-995)




1 part walnut (RC-660)
2 parts intense white (RC-995)



1 part walnut (RC-660)
1 part silver grey (RC-970)



2 parts walnut (RC-660)
1 part teak (RC-545)



1 part teak (RC-545)
1 part ebony (RC-790)



Oiled Floor Care [eco]

Cleaning agent for oiled and waxed wooden floors and stairs

Range of use:	<ul style="list-style-type: none"> Interior wood Wooden floors and stairs Cork floors Only for use on surfaces that have already been treated (e.g. with Hard Wax Oil or Natural Hard Wax Oil [eco])
Property profile:	<ul style="list-style-type: none"> Made from at least 90% renewable raw materials A vegan product based on the information available to us, e.g. from raw material suppliers, and on the manufacturing techniques we use Water-based with a very low solvent content Slip-resistant Forms a thin protective layer of high quality waxes on the surface Protects the surface against premature wearing Can be polished after drying
Tools/cleaning:	<ul style="list-style-type: none"> Floor cloth
Tips & important information:	Follow the cleaning & maintenance instructions for oiled floors and surfaces
Application rate:	200 ml per 10 l cleaning water
Oiled Floor Care [eco]	
clear	7699



System Products	Art. No.
Hard Wax Oil	(0695)
Natural Hard Wax Oil [eco]	(7684)



clear





Natural Worktop Finish [eco]

Finish for interior wood made from renewable raw materials

Range of use:	<ul style="list-style-type: none"> Interior wood Tabletops and worktops Kitchen equipment made of wood Toys and highchairs for children High-quality solid wood furniture "Natural look" colour only for light-coloured woods, e.g. oak, ash and spruce
Property profile:	<ul style="list-style-type: none"> Made from at least 90% renewable raw materials A vegan product based on the information available to us, e.g. from raw material suppliers, and on the manufacturing techniques we use Complies with the principles for the health assessment of construction products used indoors (AgBB scheme) Matt Easy to apply Penetrates deeply into the wood and emphasises the grain Elastic Long-lasting, dirt-repelling and hard-wearing Good resistance against selected standard household substances in accordance with DIN 68861, 1B (e.g. water, cola, beer, tea, coffee, wine & cleaning agents)
Tools/cleaning:	<ul style="list-style-type: none"> Roller with natural fibres, velour roller, lint-free cotton cloth Clean tools immediately after use with thinner and brush cleaner Ensure that any residue from cleaning is disposed of correctly
Tips & important information:	<ul style="list-style-type: none"> Apply the material and rub in. Remove excess material after approx. 20-30 minutes In the event of maintenance and repairs (including working in high-traffic areas subjected to particular levels of wear), treat the cleaned surface to produce a uniform finish Remove water markings or stains on furniture with steel wool (grade 000) and apply a thin layer of Natural Worktop Finish [eco] Textiles soiled with the product may self-ignite. Soak in water, collect in water-filled fire-resistant waste containers and dispose of properly.
Application rate:	approx. 40 – 50 ml/m ² per coat (max. 2 coats)
Coverage:	0.75 l is sufficient for one coat on an area of 19 m ²
Ready for next coat:	<ul style="list-style-type: none"> after drying overnight (gentle use in the first few days) min. 7 days before sealing with MultiSil



System products	Art. No.
MultiSil	(7380)



Natural Worktop Finish [eco]		3× 0.375 l	3× 0.75 l
clear	7697	▪	▪
natural look	7698	▪	▪



clear



natural look



Food safe:
Harmless in contact
with food



rommors.eco



Repair Kit

For wood surfaces

Range of use:	<ul style="list-style-type: none">▪ Interior wood▪ Varnished and oiled wood surfaces▪ Wooden floors and stairs▪ Parquet and laminate▪ Furniture, kitchen furniture and doors
Property profile:	<ul style="list-style-type: none">▪ All the necessary tools in one kit:<ul style="list-style-type: none">11 bars of hard wax1× filler applicator incl. non-woven mat and sanding and polishing cloth1× melter (including batteries)1× cotton cloth1× clear varnish brush pen (silk matt)
Tips & important information:	<ul style="list-style-type: none">▪ The damaged area to be repaired must be clean, dry and free of grease▪ Remove any loose or projecting parts before repairing
Application rate:	according to needs
Ready for next coat:	after approx. 10 minutes


Repair Kit	Kit in carton
4955	▪



Apply...



... strip...



... seal - finished!





Special products and accessories

This category contains supplementary products that have a universal range of use or can be used in combination with a wide range of wood coatings. From wood preservative impregnation and end-grain wood preservative to universal adhesive and sealant, **our special products and accessories guarantee even longer lasting results.**



Special products
and accessories



Wood Cream Clear

Wood preservative primer in cream form for softwood



Wood Preservative Primer

Solvent-based wood preservative impregnation with preventive action against blue stain and soft rot



End-grain Wood Preservative

Moisture protection for cut surfaces



MultiSil

Universal alkoxy-cross-linking silicone sealant



MultiBond Express

Clear, universal, high-strength PUR adhesive



Thinner & Brush Cleaner

Mixture of de-aromatised solvents



Anti-Insect

Liquid, curative wood preservative on a solvent base



Care Kit for Windows & Doors

For painted and varnished wooden windows and front doors

Wood Cream Clear

Wood preservative primer in cream form for softwood

Range of use:	<ul style="list-style-type: none"> For use on exterior wood Wood which does not come into contact with the ground, in accordance with DIN EN 335-1, use classes 2 and 3 Wood building elements with limited dimensional stability, e.g. folding shutters, matchboarding, summerhouses Dimensionally stable wood building elements (when used as a primer only): e.g. windows and doors Wood building elements with no dimensional stability: e.g. fences, framework, carports, planking Pre-treatment under varnishing and opaque coats Not suitable for coating floors (terraces, wooden decking, etc.) Containers > 5 litres are only suitable for distribution to professionals
Property profile:	<ul style="list-style-type: none"> Protects wood from moisture and provides effective protection against blue stain fungi Reduces the risk of rot when used in conjunction with constructive wood protection measures Protective film against mould and algae Solvent-based Only one coat needed Silk matt Penetrates deeply Cream form: no stirring necessary Non-drip, suitable for overhead work
Tools/cleaning:	<ul style="list-style-type: none"> Roller with natural fibres, surface brush Clean tools immediately after use with thinner and brush cleaner Ensure that any residue from cleaning is disposed of correctly
Tips & important information:	<ul style="list-style-type: none"> If the surface is subsequently coated with other products it is recommended to test the adhesion to the substrate Rainfall may cause water-soluble substances to bleed from wood that is rich in such substances, e.g. oak, red cedar, afzelia, redwood, etc. This may lead to the discolouration of light-coloured masonry or render Cut end-grain surfaces at the bottom to create a water-drip edge Use biocides safely. Always read the label and product information before using
Application rate:	200 – 250 ml/m ² (preventive action against blue stain)
Coverage:	2.5 l are sufficient for one coat on an area of 13 m ²
Ready for next coat:	after approx. 12 hours (at 20 °C and 65% RH)



System Products	Art. No.
Long Life Stain UV	(2234)
Finishing Paint	(3600)
Natural Oil Opaque Finish [eco]	(7650)
Multi-Purpose Sealing Varnish 3 in 1	(7744)

Wood Cream		3× 0.75 l	2× 2.5 l	2× 5 l
clear	2714	■	■	■




clear

Wood Preservative Primer

Solvent-based wood preservative impregnation with preventive action against blue stain and soft rot

Range of use:	<ul style="list-style-type: none"> For use on exterior wood Dimensionally stable wood building elements (when used as a primer only): e.g. windows and doors Wood building elements with limited dimensional stability, e.g. folding shutters, matchboarding, summerhouses Wood building elements with no dimensional stability: e.g. fences, framework, carports, planking Wood which does not come into contact with the ground, in accordance with DIN EN 335-1, use classes 2 and 3 Pre-treatment under varnishing and opaque coats
Property profile:	<ul style="list-style-type: none"> Protects against blue stain and soft rot Resistant to swelling, regulates moisture Contains low-odour solvents Good adhesion for subsequent coatings
Tools/cleaning:	<ul style="list-style-type: none"> Roller with natural fibres, surface brush Clean tools immediately after use with thinner and brush cleaner Ensure that any residue from cleaning is disposed of correctly
Tips & important information:	<ul style="list-style-type: none"> Use biocides safely. Always read the label and product information before using
Application rate:	150 – 160 ml/m ² (preventive action against blue stain and soft rot)
Coverage:	2.5 l are sufficient for one coat on an area of 31 m ²
Ready for next coat:	after approx. 24 hours (at 20 °C and 65% RH)



Wood Preservative Primer		3× 0.75 l	2× 2.5 l	2× 5 l
clear	2046	■	■	■



clear

System Products	Art. No.
Maintenance Primer	(1504)
Sealing Primer	(3440)
Natural Oil Woodstain [eco]	(7670)
Long Life Stain UV	(2234)
Natural Oil Opaque Finish [eco]	(7650)
Finishing Paint	(3600)
Opaque Coating 3 in 1	(2705)
Multi-Purpose Sealing Varnish 3 in 1	(7744)

End-Grain Wood Preservative

Moisture protection for cut surfaces

Range of use:	<ul style="list-style-type: none"> For use on interior and exterior wood Dimensionally stable wood building elements: e.g. windows and doors Wood building elements with limited dimensional stability, e.g. folding shutters, matchboarding, summerhouses Wood building elements with no dimensional stability: e.g. fences, framework, carpports, planking Soft and hard woods Moisture protection for cut surfaces and end-grain wood
Property profile:	<ul style="list-style-type: none"> Film-forming Repels water Elastic Inhibits diffusion Effective restriction of volume increase due to moisture in the treated wood Can be coated over with conventional coating systems
Tools/cleaning:	<ul style="list-style-type: none"> Brush with synthetic bristles, surface brush Clean tools immediately after use with water and detergent Ensure that any residue from cleaning is disposed of correctly
Tips & important information:	<ul style="list-style-type: none"> Products that do not form films (HK Stain, Wood Cream, Maintenance Oil, Aqua Garden Wood Oils [eco] & Wood Preservative Primer) must be fully applied before End-Grain Wood Preservative is used, otherwise they will not be able to penetrate the substrate (effectiveness, coating colour, etc.).
Application rate:	approx. 100 ml/m ² depending on the absorbency of the substrate
Coverage:	0.75 l will cover an area of 7.5 m ² per coat
Ready for next coat:	after approx. 2 hours (at 20 °C and 65% RH)



End-Grain Wood Preservative	3× 0.75 l
clear	1900



clear

System Products	Art. No.
Maintenance Oil	(2652)
Natural Oil Woodstain [eco]	(7670)
Natural Oil Opaque Finish [eco]	(7650)
Aqua Garden Wood Oils [eco]	(7690)
Wood Cream	(2715)
HK Stain	(2250)
Long Life Stain UV	(2234)
Finishing Paint	(3600)
Opaque Coating 3 in 1	(2705)
Multi-Purpose Sealing Varnish 3 in 1	(7744)

MultiSil

Universal alkoxy-cross-linking silicone sealant

Range of use:	<ul style="list-style-type: none"> ▪ Glazing work – especially in wooden window construction ▪ Expansion and connection joints in buildings and sanitary areas ▪ Waterproofing in roof areas ▪ Metal and sheet metal processing ▪ Interior construction, parquet etc. ▪ Mounting of mirrors and plexiglass ▪ Do not use on natural stone (e.g. marble) nor for aquariums and underwater joints
Property profile:	<ul style="list-style-type: none"> ▪ Wear-resistant and streak-free ▪ Coating-compatible according to DIN 52452, part 4 ▪ Film preservative protects against microbial damage ▪ Extremely strong adhesion ▪ No need for an adhesive primer on many substrates
Tools/cleaning:	<ul style="list-style-type: none"> ▪ Manual and compressed air gun ▪ Spatula ▪ Adhesive tape
Tips & important information:	<ul style="list-style-type: none"> ▪ Skin formation and hardening depend on storage and change as the product ages ▪ Hardening times increase at increasing joint depths
Application rate:	approx. 100 ml/running metre for a 1 cm ² joint cross-section
Coverage:	310 ml will cover approx. 3 running metres
Ready for next coat:	Skin formation: approx. 8 minutes (at 23 °C and 50% RH) Hardening: approx. 2 mm/day (at 23 °C and 50% RH)



MultiSil		12× 310 ml	20× 400 ml	12× 600 ml
window grey	7378	▪		▪
cement grey	7379	▪		
transparent	7380	▪	▪	▪
white	7381	▪	▪	▪
medium brown	7382	▪		▪
brown	7385	▪		
dark brown	7386	▪		▪
black	7387	▪		▪
manhattan	7388	▪		▪
dark grey	7390	▪		▪
light grey/silver grey	7391	▪		▪
medium grey	7392	▪		▪
oregon	7395	▪		▪
beige grey (RAL 7006)	7401	▪		
fir green (RAL 6009)	7402	▪		
moss green (RAL 6005)	7403	▪		
special colours	7389	▪		▪


All colours that are not marked with RAL numbers are Remmers house colours and may differ from colours with the same name in different colour models.




window grey




cement grey




transparent




white




medium brown



brown




dark brown




black



manhattan



dark grey




light grey/silver grey



medium grey



oregon



beige grey (RAL 7006)



fir green (RAL 6009)



moss green (RAL 6005)

MultiBond Express

Clear, universal, high-strength PUR adhesive

Range of use:	<ul style="list-style-type: none"> Indoors and outdoors Universal application Wood, metal, ceramics, PVC, polystyrene and glass Fixing and mounting furniture, panels, cladding and decorative material Adhesive bonding of wooden windows and doors Not suitable for use with PE, PP, PTFE & silicone
Property profile:	<ul style="list-style-type: none"> Single component Solvent-free High adhesive strength, no staining Invisible bonded joints Water-tight according to (DIN EN 204): D4 Does not run off, evens out surface irregularities
Tools/cleaning:	<ul style="list-style-type: none"> Manual and compressed air gun Clean with thinner and brush cleaner while the material is still fresh. Later the product can be removed by mechanical means only
Tips & important information:	<ul style="list-style-type: none"> MultiBond Express is solvent-free and can therefore also be used on plastic substrates such as polystyrene
Application rate:	approx. 5 - 15 g/m ² if applied in strips, approx. 50 g/m ² if applied in dots
Ready for next coat:	Open time: approx. 5 min (+20 °C/65% RH) Pressing time: min. 60 min (+20 °C/65% RH)

MultiBond Express		15× 310 ml
clear	1571	▪



Thinner & Brush Cleaner

Mixture of de-aromatised solvents

Range of use:	<ul style="list-style-type: none">▪ Adjusting the viscosity of solvent-based alkyd resin stains and varnishes▪ Cleaning tools
Property profile:	<ul style="list-style-type: none">▪ Mild odour▪ De-aromatised▪ Good cleaning action
Tips & important information:	<ul style="list-style-type: none">▪ Remove spilled thinner immediately using a cleaning rag▪ Collect and dispose of rags in fire-proof waste containers
Application rate:	dependent on application

Thinner & Brush Cleaner	6× 0.75 l	
transparent	1345	▪



Anti-Insect


Liquid, curative wood preservative on a solvent base for use by retail consumers

Range of use:	<ul style="list-style-type: none"> Wood indoors and in protected outdoor areas Curative treatment against wood-damaging insects in furniture and small wooden objects House borer and deathwatch beetle Do not use on large areas indoors (max. 2 – 3 m²)
Property profile:	<ul style="list-style-type: none"> Fast curative efficacy Preventive action against new infestation With low-odour solvents High penetration capacity
Tools/cleaning:	<ul style="list-style-type: none"> Roller with natural fibres Clean tools immediately after use with thinner & brush cleaner Ensure that any residue from cleaning is disposed of correctly
Tips & important information:	<ul style="list-style-type: none"> Once dry, the coated wood can be further treated with Remmers wood finishing products and fire protection systems after a minimum of four weeks Use biocides safely. Always read the label and product information before using
Application rate:	300 – 350 ml/m ² (curative treatment)
Ready for next coat:	after approx. 24 hours (at 20 °C and 65% RH)

Anti-Insect		8 × 0.25 l	6 × 0.75 l
clear	2059	■	■



clear





Care Kit for Windows

For varnished and stained wooden windows

Range of use:	▪ Maintenance of varnished and stained wooden windows
Property profile:	▪ Regular use will extend the time between repairs and the lifespan of the surfaces ▪ Refreshes the colour effect/gloss ▪ Additional protection against weathering
Tips & important information:	▪ The kit includes: 250 ml cleaner 250 ml cleaning balm 2× special cloths
Application rate:	approx. 5 – 10 ml/m ² per coat
Coverage:	kit will cover 25 m ²
Ready for next coat:	after approx. 30 minutes (at 20 °C and 65% RH)

Care Kit for Windows	Kit in carton
2745	▪




Care Kit for Doors

For varnished and stained front doors

Range of use:	▪ Maintenance of varnished and stained wooden front doors
Property profile:	▪ Regular use will extend the time between repairs and the lifespan of the surfaces ▪ Additional protection against weathering ▪ Easy to use on large surface areas
Tips & important information:	▪ The kit includes: 250 ml cleaner 250 ml cleaning balm 2× special cloths
Application rate:	approx. 5 – 10 ml/m ² per coat
Coverage:	kit will cover 25 m ²
Ready for next coat:	after approx. 30 minutes (at 20 °C and 65% RH)

Care Kit for Doors	Kit in carton
2746	▪



The system solutions

The quickest route to
perfect coatings



General tips on use

Tools:

- High-quality tools significantly improve the results
- Natural bristle brush for solvent-based stains, synthetic brush for water-based products
- Some Remmers products can also be efficiently applied by spraying with manual spraying equipment

Protective measures:

- Wear gloves while working
- If necessary, wear a respiratory mask when sanding and using solvents
- Wear safety goggles when working overhead
- Cover or mask any areas that are not to be coated

Preparation:

- Remove non-adhering old coatings
- Sand rough wood and old coatings to improve the adhesion of the coating
- Use a painter's dust broom to remove sanding dust
- The wood must be clean and free of wax and grease
- Lay a protective film and mask the surrounding areas if necessary
- Remove resin galls with a scraper
- Wash off resin spots thoroughly using Thinner & Brush Cleaner

Perfection with every coat:

Detailed information on using the various wood preservative, coating and care products can be found in the Technical Data Sheets at remmers.com

Application:

- Stir all Remmers products well before application so that pigments and binders are uniformly distributed
- All Remmers products are ready to use and do not need to be diluted
- Different colours of a product can be mixed together, but different products usually cannot
- Impregnate non-resistant outdoor (soft) wood before applying any coatings. This step is not necessary when using HK Stain/Wood Cream, which already contain a comprehensive wood preservative
- Always apply coatings on wood in the direction of the grain
- Apply another coat once dry
- Observe the instructions on use: "sometimes less is more"



Coating systems for exterior wood

Components	Appearance	Desired surface	Product base/notes	Coats	
<ul style="list-style-type: none"> ▪ Facade boarding ▪ Shutters ▪ Balcony railings ▪ Roof overhangs ▪ High-quality fences ▪ Palisades ▪ Pergolas ▪ Arbours ▪ Carports ▪ Screen walls 	translucent	matt	solvent-based	2 – 3× HK Stain or 1 – 2× Wood Cream	
		matt	water-based / renewable raw materials	2× Natural Oil Woodstain [eco] ①	
		matt: for greyed and weathered woods	water-based	1× Maintenance Primer ① 2× Natural Oil Woodstain [eco]	
		silk gloss: with especially high UV protection	solvent-based	2× HK Stain 1× Wood Cream 1× Long Life Stain UV 1× Long Life Stain UV (clear UV+) ③	
			silk gloss: for greyed and weathered woods	solvent-based	1× Maintenance Primer ① 2× Long Life Stain UV
	opaque	matt, white and light colours	water-based / renewable raw materials	2 – 3× Natural Oil Opaque Finish [eco] ①/②	
		matt, medium and dark colours	water-based / renewable raw materials	2 – 3× Natural Oil Opaque Finish [eco] ①	
		silk matt, white	water-based	1 - 2× Multi-Purpose Sealing Varnish 3 in 1 ①	
		silk matt, white and light colours	water-based	2× Sealing Primer ① 1× Finishing Paint	
		silk matt, medium and dark colours	water-based	2× Finishing Paint ①	
silk gloss or high gloss		water-based	2× Opaque Coating 3 in 1 ① or 2× Colour Opaque 2 in 1 ①		
<ul style="list-style-type: none"> ▪ Playground equipment 	translucent	matt or oiled, matt	water-based / renewable raw materials	2× Natural Oil Woodstain [eco] ① or 2× Aqua Garden Wood Oils [eco] ①	
		opaque	matt, light colours	water-based / renewable raw materials	2 – 3× Natural Oil Opaque Finish [eco] ①/②
		matt, medium and dark colours	water-based / renewable raw materials	2 – 3× Natural Oil Opaque Finish [eco] ①	
<ul style="list-style-type: none"> ▪ Wooden decks ▪ Bridges ▪ Footbridges made of resistant hardwoods 	translucent	oiled, matt	water-based / renewable raw materials	2× Aqua Garden Wood Oils [eco] ⑤ or 2× Universal Oil clear [eco] ④/⑤	
		oiled, matt	solvent-based	2× Maintenance Oil ⑤	
<ul style="list-style-type: none"> ▪ Wooden decks made of massaranduba and ipé 	translucent	oiled, matt	solvent-based	2× Maintenance Oil ⑤ or 2× Maintenance Oil clear ④/⑤	
<ul style="list-style-type: none"> ▪ Wooden decks, terraces, fences, garden furniture made of WPC, Resysta or bamboo 	translucent	oiled, matt	solvent-based	2× WPC Impregnating Oil ⑤	

Components	Appearance	Desired surface	Product base/notes	Coats								
<ul style="list-style-type: none"> ▪ Garden furniture made of resistant hardwoods 	translucent	oiled, matt	water-based / renewable raw materials	2× Aqua Garden Wood Oils [eco] ⑤								
		oiled, matt	solvent-based	2× Maintenance Oil ⑤								
		silk gloss	solvent-based	2× Long Life Stain UV 1× Long Life Stain UV (clear UV+) ③								
	clear	oiled, matt	water-based / renewable raw materials	2× Universal Oil clear [eco] ④								
		oiled, matt	solvent-based	2× Maintenance Oil clear ④								
		silk gloss	solvent-based	3× Long Life Stain UV (clear UV+)								
	opaque	matt, light colours	water-based / renewable raw materials	2 – 3× Natural Oil Opaque Finish [eco] ②								
		matt, medium and dark colours	water-based / renewable raw materials	2 – 3× Natural Oil Opaque Finish [eco]								
		silk matt, white	water-based	2× Multi-Purpose Sealing Varnish 3 in 1								
		silk gloss	solvent-based	3× Opaque Coating 3 in 1								
		high gloss	solvent-based	2× Colour Opaque 2 in 1								
	translucent	matt	water-based / renewable raw materials	3× Natural Oil Woodstain [eco] ①								
	<ul style="list-style-type: none"> ▪ Windows ▪ Exterior doors ▪ Sunrooms ...made of wood 	translucent	matt, for greyed and weathered wood	water-based	1× Maintenance Primer ① 2× Natural Oil Woodstain [eco]							
			silk gloss	solvent-based	2× Long Life Stain UV ① 1× Long Life Stain UV (clear UV+) ③							
			silk gloss, for greyed and weathered wood	solvent-based	1× Maintenance Primer ① 2× Long Life Stain UV							
opaque		matt, light colours	water-based / renewable raw materials	3× Natural Oil Opaque Finish [eco] ①/②								
		matt, medium and dark colours	water-based / renewable raw materials	3× Natural Oil Opaque Finish [eco] ①								
		silk matt, white	water-based	3× Multi-Purpose Sealing Varnish 3 in 1 ①								
		silk gloss	solvent-based	3× Opaque Coating 3 in 1 ①								
		high gloss	solvent-based	2× Colour Opaque 2 in 1 ①								
<ul style="list-style-type: none"> ▪ Iron and steel ▪ Aluminium (non-anodised) ▪ Galvanised steel ▪ Rigid PVC ▪ Old coatings 		opaque	silk matt, white	water-based, with active rust protection	(if necessary 1× All Primer) 2× Multi-Purpose Sealing Varnish 3 in 1							
					<ul style="list-style-type: none"> ▪ Railings ▪ Metal fences ▪ Lightly rusted ferrous metals 	opaque	high gloss	solvent-based, with active rust protection	2× Colour Opaque 2 in 1			
	<ul style="list-style-type: none"> ▪ Railings ▪ Metal fences ▪ Lightly rusted ferrous metals 								opaque	high gloss	solvent-based, with active rust protection	2× Colour Opaque 2 in 1
												<ul style="list-style-type: none"> ▪ Railings ▪ Metal fences ▪ Lightly rusted ferrous metals
<ul style="list-style-type: none"> ▪ Railings ▪ Metal fences ▪ Lightly rusted ferrous metals 		opaque	high gloss	solvent-based, with active rust protection	2× Colour Opaque 2 in 1							
	<ul style="list-style-type: none"> ▪ Railings ▪ Metal fences ▪ Lightly rusted ferrous metals 				opaque	high gloss	solvent-based, with active rust protection	2× Colour Opaque 2 in 1				

Please note: the coating recommendations relate to untreated wood. If carrying out maintenance, 1-2 coats of the specified product are usually sufficient.

① If biocidal protection against fungal infestation is desired, the wood can be impregnated with Wood Preservative Primer.

② Natural Oil Woodstain [eco] reduces yellow discolouration caused by water-soluble substances in the wood. Sealing Primer can be used for an even greater level of protection.

③ Additional coat of "clear UV+" can be applied; desired colour is preserved for longer and when carrying out maintenance the surface can simply be recoated with "clear UV+".

④ Clear does not protect against UV radiation (grey discolouration); therefore it must only be used on wood building elements that are not directly exposed to weathering (wood that is protected from sunshine, precipitation and wind).

⑤ If necessary, remove residues of old coatings (oils and thin-layer stains) with Wood Cleaner. Pre-treat with Wood Revitalizer if necessary.

Coating systems for interior wood

Components	Appearance	Desired surface	Product base/notes	Coats	
<ul style="list-style-type: none"> ▪ Ceiling and wall panels 	translucent / clear	matt	water-based	2× Decorative Wax Stain	
		matt	water-based / renewable raw materials	2× Natural Oil Woodstain [eco]	
	opaque	matt, white and light colours	water-based / renewable raw materials	2× Natural Oil Opaque Finish [eco] ①	
		matt, medium and dark colours	water-based / renewable raw materials	2× Natural Oil Opaque Finish [eco]	
		silk matt, white	water-based	2× Multi-Purpose Sealing Varnish 3 in 1	
	silk matt, white and light colours	water-based	2× Sealing Primer 1× Finishing Paint		
	silk matt, medium and dark colours	water-based	2× Finishing Paint		
Repairing scratches, holes, pressure marks and damaged edges			Repair Kit		
<ul style="list-style-type: none"> ▪ Solid wood furniture ▪ Parquet ▪ Stairs ▪ Cork floors 	translucent / clear	matt	renewable raw materials	2× Natural Hard Wax Oil [eco]	
		silk matt	solvent-based	1× Decorative Wax Stain ② 2× Hard Wax Oil	
		silk matt / silk gloss	water-based	1× Decorative Wax Stain ② 2× Stair & Parquet Varnish	
	opaque		water-based / renewable raw materials	2× Oil Opaque Finish ① 2× Stair & Parquet Varnish	
	Repairing scratches, holes, pressure marks and damaged edges			Repair Kit	
<ul style="list-style-type: none"> ▪ Tabletops & worktops ▪ Wooden kitchenware ▪ Children's toys, highchairs 	clear / natural look	matt	renewable raw materials	2× Natural Worktop Finish [eco]	
	<ul style="list-style-type: none"> ▪ Interior doors 	translucent / clear	matt	water-based / renewable raw materials	2× Natural Oil Woodstain [eco]
			matt	renewable raw materials	2× Natural Hard Wax Oil [eco]
silk matt / silk gloss		water-based	2× Stair & Parquet Varnish		
silk matt		solvent-based	2× Hard Wax Oil		
opaque	matt	water-based / renewable raw materials	2× Natural Oil Opaque Finish [eco] ①		
	silk matt, white	water-based	2× Multi-Purpose Sealing Varnish 3 in 1		
	silk gloss	solvent-based	2× Opaque Coating 3 in 1		
	high gloss	solvent-based	2× Colour Opaque 2 in 1		
Repairing scratches, holes, pressure marks and damaged edges			Repair Kit		

Components	Appearance	Desired surface	Product base/notes	Coats
<ul style="list-style-type: none"> ▪ Iron and steel ▪ Aluminium (non-anodised) ▪ Galvanised steel ▪ Rigid PVC ▪ Old coatings 	opaque	silk matt, white	water-based, with active rust protection	(if necessary 1x All Primer) 2× Multi-Purpose Sealing Varnish 3 in 1
<ul style="list-style-type: none"> ▪ Radiators ▪ Ferrous metals (lightly rusted) 	opaque	high gloss	solvent-based, with active rust protection	2× Colour Opaque 2 in 1

Please note: the coating recommendations relate to untreated wood. If carrying out maintenance, 1-2 coats of the specified product are usually sufficient.

① Natural Oil Woodstain [eco] reduces yellow discolouration caused by water-soluble substances in the wood. Sealing Primer can be used for an even greater level of protection.

② Prime with Decorative Wax Stain for a coloured finish. Note: no wood preservative is needed for coating interior wood.



Maintenance intervals for stains and finishing coats

	Indirect weathering Components protected from precipitation and direct sunlight (e.g. roof undersides)	Normal direct weathering Wood components directly exposed to rain and sun (e.g. wood facades)	Extreme direct weathering Components are subjected to strong driving rain and extreme climate conditions
Stains & oils clear, white and hemlock:			
<ul style="list-style-type: none"> ▪ HK Stain ▪ Wood Cream ▪ Natural Oil Woodstain [eco] 	5 years	1 year	< 1 year
<ul style="list-style-type: none"> ▪ Maintenance Oil ▪ Universal Oil [eco] 	3 years	0.5 years	< 0.5 years
System: <ul style="list-style-type: none"> ▪ Wood Cream clear ▪ Long Life Stain UV "clear UV+" 	9 – 11 years	2 – 3 years	1 – 2 years
Stains & oils pigmented variants:			
<ul style="list-style-type: none"> ▪ Maintenance Oil 	5 years	1 year	< 1 year
<ul style="list-style-type: none"> ▪ Aqua Garden Wood Oils [eco] 	6 – 8 years	1 – 2 years	< 1 year
<ul style="list-style-type: none"> ▪ HK Stain ▪ Wood Cream 	8 – 10 years	2 – 3 years	1 – 2 years
<ul style="list-style-type: none"> ▪ Natural Oil Woodstain [eco] 	8 – 10 years	3 – 4 years	2 – 3 years
System: <ul style="list-style-type: none"> ▪ HK Stain ▪ Long Life Stain UV 	10 – 12 years	4 – 5 years	2 – 3 years
Opaque Coatings:			
<ul style="list-style-type: none"> ▪ Multi-Purpose Sealing Varnish 3 in 1 ▪ Opaque Lacquer 3 in 1 ▪ (Sealing Primer &) Finishing Paint 	12 – 15 years	5 – 8 years	4 – 5 years
<ul style="list-style-type: none"> ▪ Natural Oil Opaque Finish [eco] 	8 – 10 years	4 – 5 years	3 – 4 years
Restoration of greyed wood:			
System: <ul style="list-style-type: none"> ▪ Maintenance Primer ▪ Long Life Stain UV 	12 – 15 years	5 – 8 years	4 – 5 years
System: <ul style="list-style-type: none"> ▪ Maintenance Primer ▪ Natural Oil Woodstain [eco] 	8 – 10 years	4 – 5 years	3 – 4 years



Wood expertise

Threats and constructive protection



Wood's natural enemies

The process of wood damage due to moisture, blue stain and soft rot

UV radiation

It is not just the sun's heat that wood surfaces are subjected to, but also their ultra-violet radiation, which penetrates into the wood. When combined with precipitation, it can change the colour of unprotected wood in just a few weeks or months, giving the wood a silvery grey appearance. Fine, upright wood fibres then also begin to appear on the wood surface, and the wood loses strength. Most unwanted changes to the colour and surface properties can be prevented by using pigmented coatings. Long Life Stain UV in the colour clear UV+ now also lets you apply a clear coating to wood in outdoor areas that contains a highly effective UV blocker to delay greying of the wood.

Algae

Wooded and tree-lined areas have an especially high concentration of these lower organisms, which cause green discolouration and other optical damage on wood outdoors. HK Stain acts as an algicide and prevents premature green discolouration.

Blue stain

Blue stain is a type of wood-discolouring fungus and takes the form of blue-black discolouration. Blue stain does not damage the wood but merely affects its aesthetic appearance. However, blue stain can be a precursor to wood-damaging fungi (soft rot) because it perforates the cell walls and creates favourable conditions for greater water uptake in the wood (capillary action).

Soft rot

Soft rot is the most dangerous type of harmful fungus. It destroys the structure of the wood, causing it to lose its stability and to rot.

Wood-destroying insects

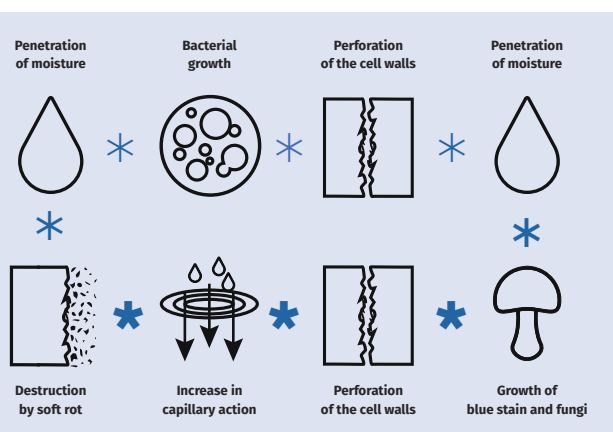
In addition to discolouring and destructive fungi, wood also has to contend with animal pests. The European house borer, for example, is one of the most dangerous wood-destroying insects in temperate zones and predominantly attacks softwood. It lays its eggs in cracks in the wood and the larvae gnaw into the outer layers. Other wood-destroying insects generally cause damage in the same way, by laying their egg in or on the wood. The larva – the true culprit of the wood damage – then emerges from the egg.

Moisture

Exterior wood is constantly exposed to moisture: rain, dew, condensate etc. increase the moisture content, while evaporation decreases it. This causes cracks in the surface. Moisture penetrates through these cracks or via diffusion, and must leave the wood again otherwise it will accumulate under the surface, creating the perfect conditions for blue stain and wood-destroying.

It is therefore important to choose the right coating for the wood building element:

- In the case of windows and doors, the dimensional tolerance of the component is especially important. For this reason, film-forming stains are used here. The coating prevents moisture from penetrating, avoiding situations where the component changes shape due to swelling and shrinking and therefore can no longer be opened and closed properly, for example.
- For components with no dimensional stability, such as boarding and fences, the penetration of moisture e.g. via the end faces of the wood or due to cracks cannot be completely avoided. Here, the use of thin-layer stains is preferred, so that the wood can breathe and the moisture can escape.





The durability of wood types

When to use wood coatings – and when to apply an additional preservative?

Depending on the durability of the wood type used, a chemical preservative may be necessary for wood in outdoor areas. Durable and highly durable woods generally only require coating with biocide-free products. Moderately durable to non-durable woods will also require a chemical preservative e.g. to protect against blue stain and soft rot. The classification of wood types is not just based on the

heartwood – commonly used woods generally also contain a proportion of sapwood, which is not durable.

These woods therefore should not be used outdoors without a chemical preservative.

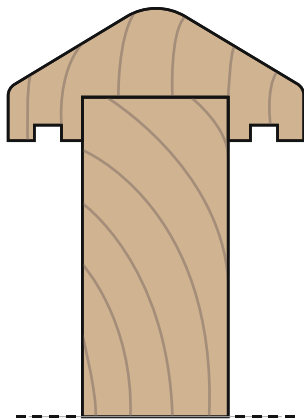
Wood coating necessary			
very durable		durable	
1	1 – 2	2	2 – 3
<ul style="list-style-type: none"> ▪ Doussié ▪ Bangkirai ▪ Teak ▪ Basralocus ▪ Bilinga ▪ Afzelia 	<ul style="list-style-type: none"> ▪ Robinia ▪ Oak ▪ Western Red Cedar 	<ul style="list-style-type: none"> ▪ Bongossi 	<ul style="list-style-type: none"> ▪ Sipo ▪ Mahogany ▪ Dark Red Meranti ▪ American White Oak ▪ Niangon ▪ Framire
Protective treatment with a wood preservative not necessary			

Chemical wood preservative & coating necessary			
moderately durable		non-durable	
3	3 – 4	4	5
<ul style="list-style-type: none"> ▪ Oregon Pine 	<ul style="list-style-type: none"> ▪ Douglas fir (depending on origin) ▪ Pine ▪ Larch ▪ Light Red Meranti ▪ Eucalyptus 	<ul style="list-style-type: none"> ▪ Spruce ▪ Fir ▪ American Red Oak ▪ Southern Pine ▪ Western Hemlock ▪ Hemlock 	<ul style="list-style-type: none"> ▪ Beech
Building elements exposed to weathering require protective treatment with a wood preservative			

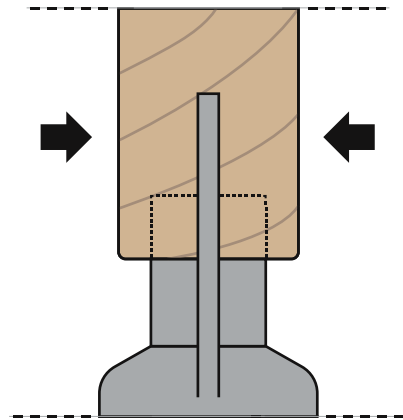
Wood protection through design

How to make sure that moisture has no chance to attack

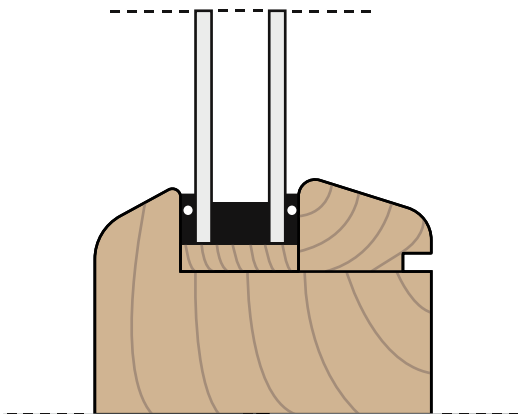
Long-term exposure to moisture is the main cause of wood discolouration and wood-destroying fungi. To rule out this cause to the greatest extent possible, wood building elements for use outdoors must be constructed in such a way that contact with water can be largely avoided. If this is not possible it must be ensured that the wood can quickly dry again. Standing water should also be avoided on wood constructions. Design-based wood protection measures include, for example, ensuring sufficiently large roof overhangs, avoiding direct contact with the ground (remember to take splashing water into account), creating inclined surfaces or rounded edges, and covering horizontal surfaces. An even greater level of protection can be achieved by impregnating the wood with an approved wood preservative (e.g. Wood Preservative Primer) before applying the decorative coating if desired.



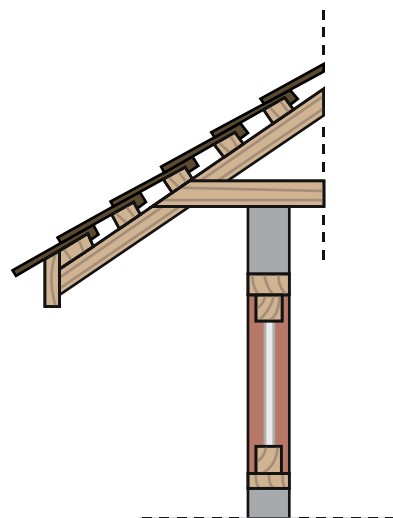
Providing covers and avoiding horizontal wood surfaces offers preventive protection against all types of moisture damage.



To keep wood structures away from ground moisture, standing water and splashing water, they are mounted on metal supports.



Rounded and slanted edges and surfaces make it easier for water to run off and can be used to protect wooden windows and doors, for example.



Large roof overhangs provide excellent protection for wood structures and facades, as well as wooden doors and windows.



3-in-1 wood preservative stains - outdoors



HK Stain p. 16



HK Stain Grey Protect p. 18



Wood Cream p. 20



Long life stains - outdoors and indoors



Long Life Stain UV p. 24



Natural Oil Woodstain [eco] p. 26



Maintenance Primer p. 28



Finishing paints - outdoors and indoors



Sealing Primer p. 32



All Primer p. 33



Finishing Paint p. 34



Natural Oil Opaque Finish [eco] p. 38



Multi-Purpose Sealing Varnish 3 in 1 p. 40



Opaque Coating 3 in 1 p. 41



Colour Opaque 2 in 1 p. 42



Protection and maintenance - garden timbers



Green Growth Remover p. 46



Wood Revitalizer p. 47



Wood Cleaner p. 48



WPC Impregnating Oil p. 49



Maintenance Oil p. 50



Aqua Garden Wood Oils [eco] p. 52





Interior wood
coating



Decorative Wax Stain p. 56



Stair & Parquet Varnish p. 58



Varnished Floor Care p. 57



Hard Wax Oil p. 60



Natural Hard Wax Oil [eco] p. 62



Oiled Floor Care [eco] p. 66



Natural Worktop Finish [eco] p. 68



Repair Kit p. 70



Special products
and accessories



Wood Cream Clear p. 75



Wood Preservative Primer p. 76



End-Grain Wood Preservative p. 77



MultiSil p. 78



MultiBond Express p. 80



Thinner & Brush Cleaner p. 81



Anti-Insect p. 82



Maintenance Kit for Windows p. 84



Maintenance Kit for Doors p. 85

